



Helio A7

ORDER FORM - AADL #W421

1- Purchasing information

P.O. number: * _____ Date: _____

Company Name: * _____

Purchasing contact: * _____

Phone: * _____

Email: * _____

Contact preference: * Phone ☐ Email ☐

Marked for: _____

3- Shipping information

Ship to: * _____

Name: _____

Address: _____

City: _____ Province: _____

Postal Code: _____

Phone: _____

2- Dealer/Representative information

Dealer/Representative: * _____

Phone: * _____

Email: * _____

Contact preference: * Phone ☐ Email ☐

* Required

MA080 ☐

English Manual (STD)

MA081 ☐

Manuel Français

Taxes not included

MODEL					
WC02	<input type="checkbox"/>	Ultralight Helio A7 wheelchair 7000 series aluminum (265 lb weight capacity)			\$2,895
WC09	<input type="checkbox"/>	HD Heavy duty kit (350 lb weight capacity)			\$825
WC10	<input type="checkbox"/>	E-Motion adaptor Kit (2 adaptors) - Only necessary with 6" camber			\$35
Frame					
FREE Growth Kit within the first 5 years of the Helio A7 wheelchair ownership					
The growth kit includes aluminum crossbraces, crossbrace links, seat sling, back upholstery and footplates.					
SEAT WIDTH ³					
SW	<input type="checkbox"/>	14" <input type="checkbox"/> 15" <input type="checkbox"/> 16" <input type="checkbox"/> 17" <input type="checkbox"/> 18" ¹ <input type="checkbox"/>			NC
	<input type="checkbox"/>	19" ¹ <input type="checkbox"/> 20" ¹ <input type="checkbox"/> 21" ² <input type="checkbox"/> 22" ² <input type="checkbox"/>			\$315
SEAT DEPTH					
SD	<input type="checkbox"/>	14" <input type="checkbox"/> 15" <input type="checkbox"/> 16" <input type="checkbox"/> 17" <input type="checkbox"/> 18" <input type="checkbox"/>			NC
	<input type="checkbox"/>	19" <input type="checkbox"/> 20" <input type="checkbox"/>			\$235
TRANSIT TIE DOWN					
AC04	<input type="checkbox"/>	Transit Tie Down (Unoccupied)			NC
AC05-S	<input type="checkbox"/>	WC-19 Transit Tie Down w/Q'straint belt ⁴ Short belt 20"-41"		Client cost	\$365
AC05-L	<input type="checkbox"/>	WC-19 Transit Tie Down w/Q'straint belt ⁴ Long belt 20"-46"		Client cost	\$365
AC35	<input type="checkbox"/>	WC-19 Transit Tie Down without belt ⁴		Client cost	\$345

1- Available with HD option; 2- Only available with HD option 3. Width calculator 4- May interfere with swing away armrest and Clamp on height adjustable push handle;

A7 FRONT Seat-to-floor Height - Please select your choice

Forks / Position		3" caster			4" caster			5" caster			6" caster			7" caster			8" caster		
		Stem bolt Length			Stem bolt Length			Stem bolt Length			Stem bolt Length			Stem bolt Length			Stem bolt Length		
		STD	+1"	+2"	STD	+1"	+2"	STD	+1"	+2"	STD	+1"	+2"	STD	+1"	+2"	STD	+1"	+2"
4"	P1	13"	14"	15"	13 1/2"	14 1/2"	15 1/2"												
	P2	13 1/2"	14 1/2"	15 1/2"	14"	15"	16"	14 1/2"	15 1/2"	16 1/2"									
5"	P1																		
	P2				14"	15"	16"	14 1/2"	15 1/2"	16 1/2"									
	P3	14"	15"	16"	14 1/2"	15 1/2"	16 1/2"	15"	16"	17"	15 1/2"	16 1/2"	17 1/2"						
	P4	14 1/2"	15 1/2"	16 1/2"	15"	16"	17"	15 1/2"	16 1/2"	17 1/2"	16"	17"	18"	16 1/2"	17 1/2"	18 1/2"			
7"	P1										16 1/2"	17 1/2"	18 1/2"	17"	18"	19"			
	P2							16 1/2"	17 1/2"	18 1/2"	17"	18"	19"	17 1/2"	18 1/2"	19 1/2"			
	P3							17"	18"	19"	17 1/2"	18 1/2"	19 1/2"	18"	19"	20"	18 1/2"	19 1/2"	20 1/2"
	P4	16 1/2"	17 1/2"	18 1/2"	17"	18"	19"	17 1/2"	18 1/2"	19 1/2"	18"	19"	20"	18 1/2"	19 1/2"	20 1/2"	19"	20"	21"
	P5	17"	18"	19"	17 1/2"	18 1/2"	19 1/2"	18"	19"	20"	18 1/2"	19 1/2"	20 1/2"	19"	20"	21"	19 1/2"	20 1/2"	21 1/2"

Height available +/- 1/4" (see stem bolt and fork combination at the end of the order form)

CASTERS				Availability		
CA01-03 to CA01-08	<input type="checkbox"/>	Composite wheel w/ PU tire (1")		3", 4", 5", 6", 7", 8"		NC
CA10 to CA11	<input type="checkbox"/>	Pneumatic casters (1 ¼")		6", 8"		\$170
CA14 to CA16	<input type="checkbox"/>	Newton UltraCaster Composite (1 ½ ")		4", 5", 6"		\$105
CA17 to CA19	<input type="checkbox"/>	Newton UltraCaster Aluminum (1 ½ ")		4", 5", 6"	Client cost	\$198
CASTER OPTIONS						
CA12	<input type="checkbox"/>	Caster Pin Locks (Available with +1" or +2" Stem bolt ONLY) ¹			Client cost	\$275
CA13	<input type="checkbox"/>	Carbon fiber Frog Legs suspension forks (Not available with caster pin locks)			Client cost	\$525

1- Not available with WC-19

A7 - REAR Seat-to-floor Height

WHEEL SIZES		Height available		Specify desired height: _____
<input type="checkbox"/>	20" (451) wheel	12 1/2	to 17 1/4	
<input type="checkbox"/>	22" (501) wheel	13 1/2	to 18 1/4	
<input type="checkbox"/>	24" (540) wheel	14 1/2	to 19 1/4	
<input type="checkbox"/>	25" (559) wheel	15	to 19 3/4	
<input type="checkbox"/>	26" (590) wheel	15 1/2	to 20 1/4	

Note: Tire size, center of gravity setting and seat slope may result in a variation of +/- ½" of selected seat to floor height"

Footrest						
SWING-IN/SWING-OUT FOOTREST						
FR03-01	<input type="checkbox"/>	60° Swing-in/swing-out footrest - 13.5" - 17"		Set at:*		NC
FR03-02	<input type="checkbox"/>	60° Swing-in/swing-out footrest - 14.5" - 19.5"		Set at:*		NC
FR03-03	<input type="checkbox"/>	60° Swing-in/swing-out footrest - 15.5" - 20.5"		Set at:*		NC
FR04-01	<input type="checkbox"/>	70° Swing-in/swing-out footrest - 13.5" - 17"		Set at:*		NC
FR04-02	<input type="checkbox"/>	70° Swing-in/swing-out footrest - 14.5" - 19.5"		Set at:*		NC
FR04-03	<input type="checkbox"/>	70° Swing-in/swing-out footrest - 15.5" - 20.5"		Set at:*		NC
FR15-01	<input type="checkbox"/>	80° Swing-in/swing-out footrest - 13.5" - 16" ⁵		Set at:*		NC
FR15-02	<input type="checkbox"/>	80° Swing-in/swing-out footrest - 14.5" - 19.5" ⁵		Set at:*		NC
FR15-03	<input type="checkbox"/>	80° Swing-in/swing-out footrest - 15.5" - 20.5" ⁵		Set at:*		NC
FR06	<input type="checkbox"/>	90° swing-in/swing-out with front mount - Standard (no extension) ¹	7.5" - 11"	Set at:*		NC
FR07	<input type="checkbox"/>	90° swing-in/swing-out with front mount - Short extension 2" ^{1, 2}	9.5"- 13"	Set at:*		NC
FR08	<input type="checkbox"/>	90° swing-in/swing-out with front mount - Medium extension 4" ^{1, 2}	9.5" - 14.5"	Set at:*		NC
FOOTREST OPTIONS ³						
FR09	<input type="checkbox"/>	High mount (footplate attached to the hanger with clamps) ³	5" - 13.5"	Set at:*		\$105
FR10	<input type="checkbox"/>	Elevating legrest with calf pad, Length adjustable ⁴ Left <input type="checkbox"/> Right <input type="checkbox"/>	14" - 22"	Set at:		\$295
FR99	<input type="checkbox"/>	Omit Footrest				NC

1- Available only with two piece adjustable footplates; 2- May interfere with front casters; 3- Not available with front mount and elevating legrest;

* +/- 1/2"

4- The elevating legrest replace the footrest side selected; Not available with one piece footplate; 5- Not available with 8" caster

FOOTPLATES						
FP01	<input type="checkbox"/>	Standard - Composite ¹				STD
FP02	<input type="checkbox"/>	Newton adjustable angle - Composite				\$155
FP03	<input type="checkbox"/>	Newton adjustable angle - Aluminum				\$175
FP04	<input type="checkbox"/>	Newton adjustable angle - Carbon fiber (with rubber inserts)				\$395
FP06	<input type="checkbox"/>	One piece adjustable angle flip-up - Aluminum				\$215
FP07	<input type="checkbox"/>	One piece adjustable angle flip-up - Carbon fiber (with rubber inserts)				\$480
FOOTPLATE ACCESSORIES						
FP08	<input type="checkbox"/>	Length adjustable heel loop ²				NC
FP09	<input type="checkbox"/>	Calf strap				\$57
FP30	<input type="checkbox"/>	Bodypoint Aeromesh Padded calf strap			Seating benefit	\$140

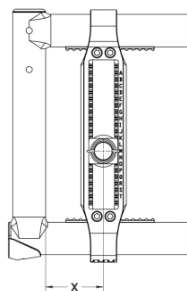
1- Not available with front mount; 2- not available with one piece footplate

SWING AWAY RESIDUAL LIMB SUPPORT						
FR27	<input type="checkbox"/>	Residual limb support - flat 6"x8"	Left <input type="checkbox"/> Right <input type="checkbox"/>			\$505
FR28	<input type="checkbox"/>	Residual limb support - flat 8"x10"	Left <input type="checkbox"/> Right <input type="checkbox"/>			\$505
FR29	<input type="checkbox"/>	Residual limb support - flat 10"x10"	Left <input type="checkbox"/> Right <input type="checkbox"/>			\$505
FR30	<input type="checkbox"/>	Residual limb support - flat 10"x14"	Left <input type="checkbox"/> Right <input type="checkbox"/>			\$505
FR32	<input type="checkbox"/>	Residual limb support - contour 6"x8"	Left <input type="checkbox"/> Right <input type="checkbox"/>			\$505
FR33	<input type="checkbox"/>	Residual limb support - contour 8"x10"	Left <input type="checkbox"/> Right <input type="checkbox"/>			\$505

Backrest						
FIXED ANGLE BACK CANES WITH INTEGRATED PUSH HANDLE (push handle included - no further selection needed)						
BC01-16	<input type="checkbox"/>	8° bend aluminum back cane	16"			NC
BC01-18	<input type="checkbox"/>	8° bend aluminum back cane	18"			NC
BC01-20	<input type="checkbox"/>	8° bend aluminum back cane	20"			NC
BC59	<input type="checkbox"/>	8° bend aluminum back cane	21" - 24"	increment of 1"	Set at ² :	\$100
FIXED ANGLE, HEIGHT ADJUSTABLE BACK CANES WITH PUSH HANDLE OPTIONS (MUST select ONE push handle options)						
BC11-912	<input type="checkbox"/>	Straight aluminum back cane	9" - 12"	increment of 1/2"	Set at ² :	\$80
BC11-1215	<input type="checkbox"/>	Straight aluminum back cane	12" - 15"	increment of 1/2"	Set at ² :	\$80
BC11-1518	<input type="checkbox"/>	Straight aluminum back cane	15" - 18"	increment of 1/2"	Set at ² :	\$80
BC11-1821	<input type="checkbox"/>	Straight aluminum back cane	18" - 21"	increment of 1/2"	Set at ² :	\$80
BC12-1315	<input type="checkbox"/>	8° bend aluminum back cane	13.5" - 15"	increment of 1/2"	Set at ² :	\$85
BC12-1518	<input type="checkbox"/>	8° bend aluminum back cane	15" - 18"	increment of 1/2"	Set at ² :	\$85
BC12-1821	<input type="checkbox"/>	8° bend aluminum back cane	18" - 21"	increment of 1/2"	Set at ² :	\$85
ANGLE AND HEIGHT ADJUSTABLE BACK CANE WITH PUSH HANDLE OPTIONS (MUST select ONE push handle options)						
BC13-1518	<input type="checkbox"/>	Straight aluminum back cane	15" - 18"	increment of 1/2"	Set at ² :	\$275
BC13-1821	<input type="checkbox"/>	Straight aluminum back cane	18" - 21"	increment of 1/2"	Set at ² :	\$275
BC14-1518	<input type="checkbox"/>	8° bend aluminum back cane	15" - 18"	increment of 1/2"	Set at ² :	\$330
BC14-1821	<input type="checkbox"/>	8° bend aluminum back cane	18" - 21"	increment of 1/2"	Set at ² :	\$330
		Select back cane angle:	85° ¹ <input type="checkbox"/> 90° <input type="checkbox"/> 95° STD <input type="checkbox"/> 100° <input type="checkbox"/> 105° <input type="checkbox"/> 110° <input type="checkbox"/>			
PUSH HANDLES OPTIONS (ONE option at a time)						
PH01	<input type="checkbox"/>	Push handles				STD
PH05	<input type="checkbox"/>	Fold down push handles ^{3, 5}			Client cost	\$165
PH06-920	<input type="checkbox"/>	Clamp on height adjustable push handles 9"-20" ^{3, 4, 5}			Client cost	\$345
PH06-923	<input type="checkbox"/>	Clamp on height adjustable push handles 9"-23" ^{3, 4, 5}			Client cost	\$345
PH02	<input type="checkbox"/>	Omit push handles				NC
STROLLER HANDLE AND STABILIZER BAR (only available with push handle)						
PH04	<input type="checkbox"/>	Stroller handle (not available with the HD option)			Client cost	\$220
PH03	<input type="checkbox"/>	Newton folding stabilizer bar (not available with stroller handle)				\$275
¹ - Not available with a 8 degree bend back cane; ² - If not indicated, default height setting is at the lowest position; measured from seat sling to top of back upholstery; ³ - 265lb weight limit ⁴ - Not compatible with swing away armrests, 8° bend back canes, 21-24" back canes and amputee axle plates; ⁵ - Not compatible with stroller handle, stabilizer bar, headrest and attendant lock						
BACK UPHOLSTERY						
BH07	<input type="checkbox"/>	Slip-on Active-Mesh back upholstery				NC
BH08	<input type="checkbox"/>	Adjustable tension Active-Mesh back upholstery			Seating benefit	\$260
BH99	<input type="checkbox"/>	Omit Back upholstery				STD
SEAT CUSHION						
SC01	<input type="checkbox"/>	2" Cushion			Seating benefit	\$185
SC02	<input type="checkbox"/>	3" Cushion			Seating benefit	\$205
SC99	<input type="checkbox"/>	Omit seat cushion				STD

Rear wheels						
ONE ARM DRIVE ¹ <i>Only available with Newton One rear wheels permanent axles, 0° camber</i>						
HR22	<input type="checkbox"/>	One arm drive - aluminum inner handrim ²	Left <input type="checkbox"/>	Right <input type="checkbox"/>		\$1,480
HR60	<input type="checkbox"/>	One arm drive - plastic coated inner handrim ²	Left <input type="checkbox"/>	Right <input type="checkbox"/>		\$1,595
HR98	<input type="checkbox"/>	Omit handrim on opposite side of the One Arm Drive (OAD)				NC
REAR WHEELS						
					Available	
RW01	<input type="checkbox"/>	Mag ³			20", 22" 24"	\$140
RW02	<input type="checkbox"/>	Newton One - spoke wheel ⁴			20", 22" 24"	NC
RW03	<input type="checkbox"/>	Newton Gravity - ultralight wheel			20", 22", 24", 25", 26"	<i>Client cost</i> \$390
RW04	<input type="checkbox"/>	Spinergy Spox Blk STD <input type="checkbox"/> Wht ⁵ <input type="checkbox"/> Blue ⁵ <input type="checkbox"/> Red ⁵ <input type="checkbox"/> Yel ⁵ <input type="checkbox"/>			22", 24", 25", 26"	<i>Client cost</i> \$875
RW05	<input type="checkbox"/>	Spinergy LX Blk STD <input type="checkbox"/> Pur ⁵ <input type="checkbox"/> Wht ⁵ <input type="checkbox"/> Blue ⁵ <input type="checkbox"/> Red ⁵ <input type="checkbox"/> Yel ⁵ <input type="checkbox"/> Pink ⁵ <input type="checkbox"/> Grn ⁵ <input type="checkbox"/> Org ⁵ <input type="checkbox"/>			22", 24", 25", 26"	<i>Client cost</i> \$1,095
RW07	<input type="checkbox"/>	Spinergy CLX ⁶ Blk STD <input type="checkbox"/> Pur ⁵ <input type="checkbox"/> Wht ⁵ <input type="checkbox"/> Blue ⁵ <input type="checkbox"/> Red ⁵ <input type="checkbox"/> Yel ⁵ <input type="checkbox"/> Pink ⁵ <input type="checkbox"/> Grn ⁵ <input type="checkbox"/> Org ⁵ <input type="checkbox"/>			24", 25"	<i>Client cost</i> \$1,650
TIRES						
					Available	
AIRLESS						
TI01	<input type="checkbox"/>	Soft Urethane 1 3/8" - Low Tread, black			20", 22" 24"	STD
TI02	<input type="checkbox"/>	Soft Urethane 1 3/8" - Medium Tread, black ⁷			22", 24", 25", 26"	<i>Client cost</i> \$120
TI04	<input type="checkbox"/>	Soft Urethane 1" - No tread, black - <i>Shox</i>			22", 24", 25", 26"	<i>Client cost</i> \$140
TI08	<input type="checkbox"/>	Pneumatic Airless insert 1 3/8" - Medium Tread ⁸			22", 24", 26"	<i>Client cost</i> \$225
PNEUMATIC						
TI05	<input type="checkbox"/>	Pneumatic 1 3/8" - Medium Tread			20", 22", 24", 25", 26"	NC
TI06	<input type="checkbox"/>	Pneumatic HP 1" - Low Tread, Puncture resistant, black - <i>SpeedLite</i>			20", 22", 24", 25", 26"	<i>Client cost</i> \$120
TI07	<input type="checkbox"/>	Pneumatic HP 1" - Medium Tread, Puncture resistant, black - <i>TrailBlazer</i>			24", 25", 26"	<i>Client cost</i> \$200
¹ - Offered with handrims on each side of the wheelchair; select the outer handrim in the handrims section; <i>Only available with 24" wheel size; Not available with 21" and 22" wide;</i> ² - Only standard handrim position available; ³ - Not compatible with HP tires; Only available with aluminum or plastic coated handrim, standard position; ⁴ - Not compatible with Shox tires; ⁵ - color spokes require an additional 10 days lead-time; ⁶ - Only available with 1" tires; ⁷ - 22" is only available with Mags and Newton One rear wheels; ⁸ - Not available with Spinergy CLX, Spinergy LX 25", 26" and Spox 25", 26" rear wheels						
Handrims						
HANDRIM						
					Available	
HR01	<input type="checkbox"/>	Aluminum anodized			20", 22", 24", 25", 26"	STD
HR61	<input type="checkbox"/>	Aluminum black hard anodized ²			20", 22", 24", 25"	<i>Client cost</i> \$85
HR02	<input type="checkbox"/>	Plastic coated ¹			20", 22", 24", 25", 26"	\$170
HR03	<input type="checkbox"/>	High friction coated ^{1,2,3}			22", 24", 25", 26"	<i>Client cost</i> \$460
HR07-HR18 and HR65-HR71	<input type="checkbox"/>	Newton Air Grip ² <i>See page 6 for the color selection and price</i>			20", 22", 24", 25", 26"	<i>Client cost</i>
HR28	<input type="checkbox"/>	Surge ^{1,2,3,4} (1 1/2" Oval handrim w/ Gripton high friction strip)			22", 24", 25", 26"	<i>Client cost</i> \$485
HR05	<input type="checkbox"/>	Surge LT ^{1,2,3,4} (1 1/8" Oval handrim w/ Gripton high friction strip)			22", 24", 25", 26"	<i>Client cost</i> \$515
HR04	<input type="checkbox"/>	Natural Fit ^{1,2,3,4}			22", 24", 25", 26"	<i>Client cost</i> \$320
HR62	<input type="checkbox"/>	Simi H ^{1,2,3} (1 3/8" Oval handrim with high friction strip)			22", 24", 25", 26"	<i>Client cost</i> \$485
HR63	<input type="checkbox"/>	Nova H ^{1,2,3} (1 1/4" Oval handrim with high friction strip)			22", 24", 25", 26"	<i>Client cost</i> \$515
HR64	<input type="checkbox"/>	Optimum H ^{1,2} (1 1/8" heart-shaped handrim)			22", 24", 25", 26"	<i>Client cost</i> \$320
HR99	<input type="checkbox"/>	Omit handrim				NC
¹ - Only standard and narrow handrim position. By default, the tab won't be cut with the narrow position; ² - Not available with Mag wheels; ³ - Not available with one arm drive; ⁴ - 25" and 26" are not available in narrow position; 24" is not available with the Spinergy Spox, LX and CLX in narrow position; CLX rear wheel are not available with thumb piece						
Handrims option						
ASSEMBLY POSITION						
HR29	<input type="checkbox"/>	Standard Handrim position <i>Full tab</i>				STD
HR030	<input type="checkbox"/>	Narrow Handrim position no cut <i>Full tab</i>				NC
HR30	<input type="checkbox"/>	Narrow Handrim position with cut ⁵ <i>Short tab 2 positions</i>				\$29
HR31	<input type="checkbox"/>	Super Narrow Handrim ⁵ <i>Short tab 2 positions STD</i> <i>Short tab 1 position</i> <input type="checkbox"/>				\$29
THUMB PIECE SELECTION FOR NATURAL FIT, SURGE, SURGE LT HANDRIMS						
HR23	<input type="checkbox"/>	Standard grip				\$200
HR27	<input type="checkbox"/>	Super grip				\$230
HR099	<input type="checkbox"/>	Omit thumb piece				NC
⁵ - Only available with Aluminum and Air Grip handrims;						
AXLE						
AX01	<input type="checkbox"/>	Quick release axle ¹				STD
AX02	<input type="checkbox"/>	Permanent axle				NC
AX03	<input type="checkbox"/>	Quad release axle ¹			<i>Clinical justification</i>	\$180
AXLE PLATE						
AX04	<input type="checkbox"/>	Amputee adjustable axle plate ²				\$275
¹ - Not required with one arm drive; ² - May interfere with swing away armrest and limit seat to floor height; Not available with WC-19 transit tie down						
REAR WHEEL CAMBER						
CM00	<input type="checkbox"/>	0° camber				STD
CM03	<input type="checkbox"/>	3° camber				NC
CM06	<input type="checkbox"/>	6° camber (not available with amputee axle plate)				\$85

CENTER OF GRAVITY



Choose position of rear wheel axle plate:

Measure distance X from front of back post to center of axle receiver.

Most stable										Most responsive			
X =	AMPUTEE ¹	1"	1/4"	1/2"	3/4"	2"	1/4"	1/2"	3/4"	3"	1/4"	1/2"	3/4"
	<input type="checkbox"/>	<input type="checkbox"/>	<input type="checkbox"/>	<input type="checkbox"/>	<input type="checkbox"/>	<input type="checkbox"/>	<input type="checkbox"/>	<input type="checkbox"/>	<input type="checkbox"/>	<input type="checkbox"/>	<input type="checkbox"/>	<input type="checkbox"/>	<input type="checkbox"/>

If not indicated, default setting is at 1.5"

Possible conflict between a seat depth under 16" and a center of gravity over 2.5".

Possible conflict between a 26" rear wheel and a center of gravity over 2.5".

Motion Composites will select the closest possible center of gravity (COG) if an issue arises with the COG

1-Only available with the amputee axle plate

WHEEL LOCK					
WL08	<input type="checkbox"/>	Newton Wheel lock - push to lock	PRODUCT IMPROVED		STD
WL16	<input type="checkbox"/>	Aluminum push to lock with extensions			\$73
WL02	<input type="checkbox"/>	Pull to lock			NC
WL04	<input type="checkbox"/>	Newton grade aid push to lock (works best with pneumatic or high pressure tire)			\$185
WL13	<input type="checkbox"/>	6" removable extension handle ¹			\$73
WL14	<input type="checkbox"/>	Scissors Lock			\$185
WL05	<input type="checkbox"/>	Attendant Lock (additional set of wheel lock mounted to the back)			\$240
WL06	<input type="checkbox"/>	Unilateral wheel lock - pull to lock ² Left <input type="checkbox"/> Right <input type="checkbox"/>			\$335
WL15	<input type="checkbox"/>	Omit wheel locks			NC

1- Only available with Newton push to lock (WL08), pull to lock (WL02) and Newton Grade aid (WL04)

2- For more information about incompatibilities and restriction, refer to the table at page 7 and the "How-to documents" page of our website:

https://www.motioncomposites.com/en_ca/support-and-education/how-to-documents

Armrests					
HEIGHT ADJUSTABLE FLIP BACK ARMREST (Convertible to "T" armrest) ^{1,4}					
AR01-812	<input type="checkbox"/>	10" Desk length armpad	8" - 12"	Locked <input type="checkbox"/> Unlocked STD <input type="checkbox"/>	\$395
AR01-1014	<input type="checkbox"/>	10" Desk length armpad	10" - 14"	Locked <input type="checkbox"/> Unlocked STD <input type="checkbox"/>	\$395
AR02-812	<input type="checkbox"/>	14" Full length armpad	8" - 12"	Locked <input type="checkbox"/> Unlocked STD <input type="checkbox"/>	\$395
AR02-1014	<input type="checkbox"/>	14" Full length armpad	10" - 14"	Locked <input type="checkbox"/> Unlocked STD <input type="checkbox"/>	\$395
HEIGHT ADJUSTABLE "T" ARMREST ¹					
AR13-610	<input type="checkbox"/>	10" Desk length armpad ⁵	6" - 10"		\$380
AR03-812	<input type="checkbox"/>	10" Desk length armpad	8" - 12"		\$380
AR03-1014	<input type="checkbox"/>	10" Desk length armpad	10" - 14"		\$380
AR14-610	<input type="checkbox"/>	14" Full length armpad ⁵	6" - 10"		\$380
AR04-812	<input type="checkbox"/>	14" Full length armpad	8" - 12"		\$380
AR04-1014	<input type="checkbox"/>	14" Full length armpad	10" - 14"		\$380
HEIGHT ADJUSTABLE SWING AWAY ARMREST ²					
AR05	<input type="checkbox"/>	Tubular armrest - Short pad	8" - 11"		\$315
AR23	<input type="checkbox"/>	Tubular armrest - Long pad	8" - 11"		\$315
AR06	<input type="checkbox"/>	10" Desk length flat armpad	8" - 11"		\$315
AR17	<input type="checkbox"/>	14" Full length flat armpad	8" - 11"		\$315
ARMREST OPTIONS					
AR12	<input type="checkbox"/>	14" Full Length armpad - Gel Ovation (pair) ³			\$160
AR99	<input type="checkbox"/>	Omit armrest			NC

1- May have 1/2" adjustment restriction on both limits of the range; 2- Could interfere with some rigid backrests; Not available with attendant lock and fixed carbon fiber side guards;

3- Only available with full length armrest; Not available with swing away and desk length armrests; 4- Not available with attendant lock; 5- May have some restriction with seat-to-floor height and rear wheel

SIDE GUARDS (not available with Flip Back and "T" Armrest)					
SG01	<input type="checkbox"/>	Plastic side guards (removable)			\$235
SG02	<input type="checkbox"/>	Carbon fiber side guards (fixed)		Client cost	\$285
SG03	<input type="checkbox"/>	Carbon fiber side guards (removable)		Client cost	\$320
SG06	<input type="checkbox"/>	Plastic fender side guards - straight bracket (removable)		Client cost	\$340
SG08	<input type="checkbox"/>	Plastic fender side guards - offset bracket (removable) ¹		Client cost	\$340
SG04	<input type="checkbox"/>	Carbon fiber fender side guards (removable)		Client cost	\$510
SG99	<input type="checkbox"/>	Omit side guard			NC

1- only compatible with 0° camber; Increase distance between fender side guards by 1 1/8";

POSITIONING BELT			
SB01-S	<input type="checkbox"/>	Velcro adjustable - Small 35" ¹	Seating benefit \$50
SB01-L	<input type="checkbox"/>	Velcro adjustable - Long 60"	Seating benefit \$50
SB02-S	<input type="checkbox"/>	Auto buckle - Small 35" ¹	\$22
SB02-M	<input type="checkbox"/>	Auto buckle - Medium 48"	\$22
SB02-L	<input type="checkbox"/>	Auto buckle - Long 60"	\$22
SB04-M	<input type="checkbox"/>	BodyPoint Hip Belt - 2 point not padded - Medium 56"	Seating benefit \$95
SB04-L	<input type="checkbox"/>	BodyPoint Hip Belt - 2 point not padded - Long 61"	Seating benefit \$95
SB05-S	<input type="checkbox"/>	BodyPoint Hip Belt - 2 point padded - Small 51"	Seating benefit \$185
SB05-M	<input type="checkbox"/>	BodyPoint Hip Belt - 2 point padded - Medium 56"	Seating benefit \$185
SB05-L	<input type="checkbox"/>	BodyPoint Hip Belt - 2 point padded - Long 61"	Seating benefit \$185
SB06-S	<input type="checkbox"/>	BodyPoint Hip Belt - 4 point padded - Small 51"	Seating benefit \$210
SB06-M	<input type="checkbox"/>	BodyPoint Hip Belt - 4 point padded - Medium 56"	Seating benefit \$210
SB06-L	<input type="checkbox"/>	BodyPoint Hip Belt - 4 point padded - Long 61"	Seating benefit \$210
SB03	<input type="checkbox"/>	Hardware attachment for 2 extra points (1 pair)	Seating benefit \$15
SB08-M	<input type="checkbox"/>	BodyPoint EVOFLEX® Positioning Belt Rehab latch and Band Clamps - Medium 18"	Seating benefit \$355
SB08-L	<input type="checkbox"/>	BodyPoint EVOFLEX® Positioning Belt Rehab latch and Band Clamps - Long 24"	Seating benefit \$355
SB99	<input type="checkbox"/>	Omit positioning belt	STD

1- Not recommended for seat width of 18" and more




















AC01-S	<input type="checkbox"/>	Profiled Headrest - Small (3.5"X6")	Seating benefit \$215
AC01-M	<input type="checkbox"/>	Profiled Headrest - Medium (4.5"X7")	Seating benefit \$215
AC01-L	<input type="checkbox"/>	Profiled Headrest - Large (5.5"X8")	Seating benefit \$215
AC28	<input type="checkbox"/>	Headrest mounting hardware with removable non folding stabilizer bar ¹	Seating benefit \$360

1- Only available with push handles - Not available with a stroller handle or a folding stabilizer bar

AC03	<input type="checkbox"/>	Anti-tippers		\$120
AC29	<input type="checkbox"/>	Swing-away anti-tipper ¹ Left <input type="checkbox"/> Right <input type="checkbox"/>	Client cost	\$185
AC27	<input type="checkbox"/>	Tip assist ²	Client cost	\$65
AC06	<input type="checkbox"/>	Cane and crutch holder Left <input type="checkbox"/> Right <input type="checkbox"/>	Client cost	\$115
AC07	<input type="checkbox"/>	Oxygen tank holder - D and E Type - installed to the left ⁴	Client cost	\$390
AC08	<input type="checkbox"/>	Spoke guards ³ Available: 20", 22", 24", 26"	Client cost	\$155
AC09	<input type="checkbox"/>	Footrest neoprene impact guard (pair) - Black	Client cost	\$85
AC10	<input type="checkbox"/>	Seat pouch	Client cost	\$100
AC30	<input type="checkbox"/>	Newton multi-purpose pouch	Client cost	\$75
AC26	<input type="checkbox"/>	BodyPoint Mobility Bag	Client cost	\$145
AC23	<input type="checkbox"/>	Newton Backpack	Client cost	\$130
AC12	<input type="checkbox"/>	Velcro Closing Strap	Client cost	\$55
AC13	<input type="checkbox"/>	Tool kit	Client cost	\$55
AC16	<input type="checkbox"/>	Motion Composites Polo W/S <input type="checkbox"/> W/M <input type="checkbox"/> W/L <input type="checkbox"/> M/S <input type="checkbox"/> M/M <input type="checkbox"/> M/L <input type="checkbox"/> M/XL <input type="checkbox"/> M/XXL <input type="checkbox"/> M/XXXL <input type="checkbox"/>	Client cost	\$36

1- Must select the pair (left and right) with HD option; Only available with rear seat to floor height between 13 1/2" and 19 3/4"; 2- Cannot be combined with Anti Tippers

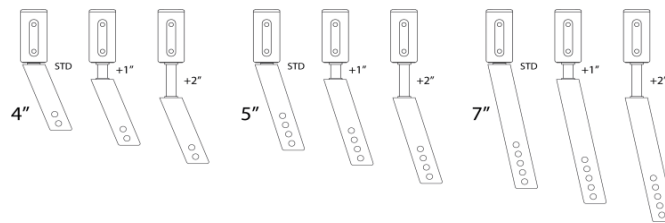
3- Not available with Mag wheels and Spinergy; 4- Not compatible with swing away armrest, amputee axle plate and WC-19 transit tie-down

Colors																			
Options ¹	Black	Sunkissed Orange	Burgundy	Sapphire Blue	Monster Green	Charcoal	Fuchsia	Steel Blue	Ferrari Red	Acid Green	Electric Purple	Caribbean Blue	White	Pink Pearl	Plum Purple	Sky Blue	Black Cherry	Khaki Green (matte)	Desert Sand (matte)
																			
AirGrip <input type="checkbox"/>	\$160	<input type="checkbox"/>	<input type="checkbox"/>	<input type="checkbox"/>	<input type="checkbox"/>	<input type="checkbox"/>	<input type="checkbox"/>	<input type="checkbox"/>	<input type="checkbox"/>	<input type="checkbox"/>	<input type="checkbox"/>	<input type="checkbox"/>	<input type="checkbox"/>	<input type="checkbox"/>	<input type="checkbox"/>	<input type="checkbox"/>	<input type="checkbox"/>	<input type="checkbox"/>	<input type="checkbox"/>
Frame ² <input type="checkbox"/>	STD			<input type="checkbox"/>															
FC99	<input type="checkbox"/>	Custom Color <u>Specify PPG Paintit color:</u>															additional 10 days lead-time		\$422

1- Color representation may vary from one monitor to another. Therefore, the actual paint color on your wheelchair might differ slightly from what you see on your screen.; Finish between Airgrip and frame might be different;

2- with black hydroformed aluminum crossbrace

Fork and Stem bolt combinations



Unilateral wheel lock restrictions

Seat depth: shall be 16 in and greater		
Rear wheel: shall be 24 in and less		
"T" or flip-back armrest only compatible with 0° Camber		
One arm drive: Not compatible with "T" or flip-back armrest		
"T" or flip-back armrest may require to move the rear wheels outwards		
Not compatible with wheel lock lever extension		
Rear wheel diameter	Seat depth (in)	COG Compatibility Range (in)
20 in	16+	1.5 to 3.75
22 in	16	1.0 to 2.75
	17	1.0 to 3.25
	18+	1.0 to 3.75
24 in	16	1.0 to 2.0
	17	1.0 to 2.75
	18+	1.0 to 3.75



CUSTOMIZATION STARTS HERE!

With EVO Custom, whether it's a subtle tweak for comfort or mobility, or a fully reimagined component tailored to your unique needs, we're here to support you.



Explore the
EVO Custom Catalog.

You can include your request or reference an existing customization from our catalog in the notes section below.



Have a customization in mind or a specific request? The **EVO Custom Request Form** is the best place to start.

Notes :