



MOVE

ORDER FORM - AADL #W114, W114HD, W114P

1- Purchasing information

P.O. number: * _____ Date: _____
Company Name: * _____
Purchasing contact: * _____
Phone: * _____
Email: * _____
Contact preference: * Phone ☐ Email ☐
Marked for: _____

3- Shipping information

Ship to: * _____
Name: _____
Address: _____
City: _____ Province: _____
Postal Code: _____
Phone: _____

2- Dealer/Representative information

Dealer/Representative: * _____
Phone: * _____
Email: * _____
Contact preference: * Phone ☐ Email ☐

* Required

MA080 ☐
English Manual (STD)

MA081 ☐
Manuel Français

Taxes not included

MODEL										
WC01	<input type="checkbox"/>	Ultralight MOVE wheelchair aluminum. (265 lb weight capacity)								\$1,425
WC09	<input type="checkbox"/>	Heavy duty kit (350 lb weight capacity) ⁵								\$1,070
Frame										
SEAT WIDTH ^{3,5}										
SW	<input type="checkbox"/>	14" <input type="checkbox"/>	15" <input type="checkbox"/>	16" <input type="checkbox"/>	17" <input type="checkbox"/>	18" ¹ <input type="checkbox"/>				NC
	<input type="checkbox"/>	19" ¹ <input type="checkbox"/>	20" ¹ <input type="checkbox"/>	21" ² <input type="checkbox"/>	22" ² <input type="checkbox"/>					\$315
SEAT DEPTH ⁶										
SD	<input type="checkbox"/>				16" <input type="checkbox"/>	17" <input type="checkbox"/>	18" <input type="checkbox"/>			NC
	<input type="checkbox"/>	20" <input type="checkbox"/>								\$235
TRANSIT TIE DOWN										
AC04	<input type="checkbox"/>	Transit Tie Down (Unoccupied)								NC
AC05-S	<input type="checkbox"/>	WC-19 Transit Tie Down w/Q'straint belt ⁴ Short belt 20"-41"					Client cost			\$365
AC05-L	<input type="checkbox"/>	WC-19 Transit Tie Down w/Q'straint belt ⁴ Long belt 20"-46"					Client cost			\$365
AC35	<input type="checkbox"/>	WC-19 Transit Tie Down without belt ⁴					Client cost			\$345

1- Available with HD option; 2- Only available with HD option

[3- Width calculator](#)

4- May interfere with swing away armrest and Clamp on height adjustable push handle; Not available with HD option

5- Seat width of 20" to 22" are no charge with HD option; 6- Seat depth of 20" is no charge with HD option

PACKAGES			
VP01	<input type="checkbox"/>	Vision Package Kit: Orange accent added to point of contact accessories including: footrest latches, "T" and "U" armrest button cap, 6" Push to lock extension and rubber inserts on Newton composite angle adjustable footplates ¹	\$95

1- Please select footplates, footrest, armrest, push to lock wheel lock and the extensions in the appropriate sections; Recommended with black chair; See picture of the product on page 5.

Move FRONT Seat-to-floor Height - Please select your choice

		4" caster			5" caster			6" caster			7" caster			8" caster		
		Stem bolt length			Stem bolt length			Stem bolt length			Stem bolt length			Stem bolt length		
Fork/Position		STD	+1"	+2"	STD	+1"	+2"	STD	+1"	+2"	STD	+1"	+2"	STD	+1"	+2"
4"	P1	12 1/2"	13 1/2"	14 1/2"												
	P2	13"	14"	15"	13 1/2"	14 1/2"	15 1/2"									
5"	P1															
	P2	13"	14"	15"	13 1/2"	14 1/2"	15 1/2"									
	P3	13 1/2"	14 1/2"	15 1/2"	14"	15"	16"	14 1/2"	15 1/2"	16 1/2"						
	P4	14"	15"	16"	14 1/2"	15 1/2"	16 1/2"	15"	16"	17"	15 1/2"	16 1/2"	17 1/2"			
7"	P1							15 1/2"	16 1/2"	17 1/2"	16"	17"	18"			
	P2				15 1/2"	16 1/2"	17 1/2"	16"	17"	18"	16 1/2"	17 1/2"	18 1/2"			
	P3				16"	17"	18"	16 1/2"	17 1/2"	18 1/2"	17"	18"	19"	17 1/2"	18 1/2"	19 1/2"
	P4	16"	17"	18"	16 1/2"	17 1/2"	18 1/2"	17"	18"	19"	17 1/2"	18 1/2"	19 1/2"	18"	19"	20"
	P5	16 1/2"	17 1/2"	18 1/2"	17"	18"	19"	17 1/2"	18 1/2"	19 1/2"	18"	19"	20"	18 1/2"	19 1/2"	20 1/2"

Height available + 1/4" (see stem bolt and fork combination at the end of the order form)

CASTERS				Available		
CA01-04 to CA01-08	<input type="checkbox"/>	Composite wheel w/ PU tire (1")		4", 5", 6", 7", 8"		NC
CA10 to CA11	<input type="checkbox"/>	Pneumatic casters (1 ¼")		6", 8"		\$170
CA14 to CA16	<input type="checkbox"/>	Newton UltraCaster Composite (1 ½")		4", 5", 6"		\$105
CA17 to CA19	<input type="checkbox"/>	Newton UltraCaster Aluminum (1 ½")		4", 5", 6"	A1*	\$198

*A1 is clients' responsibility for costs/A2 requires clinical justification

Move REAR Seat-to-floor Height - Please circle your choice

20" (451)	22" (501)	24" (540)	25" (559)	26" (590)
12"	13"	14"	14 1/2"	15"
13"	14"	15"	15 1/2"	16"
14"	15"	16"	16 1/2"	17"
15"	16"	17"	17 1/2"	18"
16"	17"	18"	18 1/2"	19"
17"	18"	19"	19 1/2"	20"

Note: Tire size, center of gravity setting and seat slope may result in a variation of +/- ½" of selected seat to floor height"

Footrest						
SWING-AWAY FOOTREST						
FR01-01	<input type="checkbox"/>	60° swing away footrest	13.5 - 17.5"		Set at:*	\$270
FR01-02	<input type="checkbox"/>	60° swing away footrest	15.5 - 19.5"		Set at:*	\$270
FR01-03	<input type="checkbox"/>	60° swing away footrest	17 - 21"		Set at:*	\$270
FR02-01	<input type="checkbox"/>	70° swing away footrest	13.5 - 17.5"		Set at:*	\$270
FR02-02	<input type="checkbox"/>	70° swing away footrest	15.5 - 19.5"		Set at:*	\$270
FR02-03	<input type="checkbox"/>	70° swing away footrest	17 - 21"		Set at:*	\$270
FOOTREST OPTIONS						
FR09	<input type="checkbox"/>	High mount (footplate attached to the hanger with clamps)	5" - 13.5"		Set at:*	\$105
FR10	<input type="checkbox"/>	Elevating legrest with calf pad, Length adjustable ¹	Left <input type="checkbox"/> Right <input type="checkbox"/> 14" - 22"		Set at:	\$395
FR99	<input type="checkbox"/>	Omit Footrest				NC

1- The elevating legrest replace the footrest side selected; Not available with high mount

* +/- 1/2"

FOOTPLATES						
FP01	<input type="checkbox"/>	Standard - Composite				STD
FP02	<input type="checkbox"/>	Newton adjustable angle - Composite			W107	\$155
FP03	<input type="checkbox"/>	Newton adjustable angle - Aluminum			W107	\$175
FOOTPLATE ACCESSORIES						
FP08	<input type="checkbox"/>	Length adjustable heel loop				\$26
FP09	<input type="checkbox"/>	Calf strap				\$57
FP30	<input type="checkbox"/>	Bodypoint Aeromesh Padded calf strap			basic seating benefit	\$140

SWING AWAY RESIDUAL LIMB SUPPORT						
FR27	<input type="checkbox"/>	Residual limb support - flat 6"x8"	Left <input type="checkbox"/> Right <input type="checkbox"/>			\$505
FR28	<input type="checkbox"/>	Residual limb support - flat 8"x10"	Left <input type="checkbox"/> Right <input type="checkbox"/>			\$505
FR29	<input type="checkbox"/>	Residual limb support - flat 10"x10"	Left <input type="checkbox"/> Right <input type="checkbox"/>			\$505
FR30	<input type="checkbox"/>	Residual limb support - flat 10"x14"	Left <input type="checkbox"/> Right <input type="checkbox"/>			\$505
FR32	<input type="checkbox"/>	Residual limb support - contour 6"x8"	Left <input type="checkbox"/> Right <input type="checkbox"/>			\$505
FR33	<input type="checkbox"/>	Residual limb support - contour 8"x10"	Left <input type="checkbox"/> Right <input type="checkbox"/>			\$505

Backrest						
FIXED ANGLE BACK CANES WITH INTEGRATED PUSH HANDLE						
BC01-16	<input type="checkbox"/>	8° bend aluminum back cane	16"			NC
BC01-18	<input type="checkbox"/>	8° bend aluminum back cane	18"			NC
BC01-20	<input type="checkbox"/>	8° bend aluminum back cane	20"			NC
BC59	<input type="checkbox"/>	8° bend aluminum back cane	21" - 24"	increment of 1"	Set at ² :	\$100
ADJUSTABLE ANGLE BACK WITH INTEGRATED PUSH HANDLE						
BC02-16	<input type="checkbox"/>	8° bend aluminum back cane	16"			\$209
BC02-18	<input type="checkbox"/>	8° bend aluminum back cane	18"			\$209
BC02-20	<input type="checkbox"/>	8° bend aluminum back cane	20"			\$209
Select back cane angle:		90° <input type="checkbox"/>	95° STD <input type="checkbox"/>	100° <input type="checkbox"/>	105° <input type="checkbox"/>	110° <input type="checkbox"/>

STROLLER HANDLE AND STABILIZER BAR ¹						
PH04	<input type="checkbox"/>	Stroller handle (not available with the HD option)			A1*	\$220
PH03	<input type="checkbox"/>	Newton folding stabilizer bar (not available with stroller handle)				\$275

1- Stroller handle and stabilizer bar can't be combined

2- If not indicated, will be at the lowest position

BACK UPHOLSTERY						
BH05	<input type="checkbox"/>	Slip-on Nylon back upholstery				NC
BH06	<input type="checkbox"/>	Adjustable tension Nylon back upholstery			Basic seating benefit	\$260
BH99	<input type="checkbox"/>	Omit back upholstery				STD
SEAT CUSHIONS						
SC01	<input type="checkbox"/>	2" Cushion			Basic seating benefit	\$185
SC02	<input type="checkbox"/>	3" Cushion			Basic seating benefit	\$205
SC99	<input type="checkbox"/>	Omit seat cushion				NC

*A1 is clients' responsibility for costs/A2 requires clinical justification

Rear wheels							
ONE ARM DRIVE ¹		Only available with Newton One rear wheels, permanent axles, 0° camber					
HR22	<input type="checkbox"/>	One arm drive - aluminum inner handrim ²	24"	Left <input type="checkbox"/>	Right <input type="checkbox"/>		\$1,480
HR60	<input type="checkbox"/>	One arm drive - plastic coated inner handrim ²	24"	Left <input type="checkbox"/>	Right <input type="checkbox"/>	W104	\$1,595
HR98	<input type="checkbox"/>	Omit handrim on opposite side of the One Arm Drive (OAD)					NC
REAR WHEELS						Available	
RW01	<input type="checkbox"/>	Mag ³			20", 22" 24"		NC
RW02	<input type="checkbox"/>	Newton One - spoke wheel ⁴			20", 22" 24"		NC
RW03	<input type="checkbox"/>	Newton Gravity - ultralight wheel			20", 22", 24", 25", 26"	A1*	\$390
TIRES						Available	
AIRLESS							
TI01	<input type="checkbox"/>	Soft Urethane 1 3/8" - Low Tread, black			20", 22" 24"		STD
TI02	<input type="checkbox"/>	Soft Urethane 1 3/8" - Medium Tread, black ⁵			22", 24", 25", 26"	A1*	\$140
TI04	<input type="checkbox"/>	Soft Urethane 1" - No tread, black - Shox			22", 24", 25", 26"	A1*	\$165
TI08	<input type="checkbox"/>	Pneumatic Airless insert 1 3/8" - Medium Tread			22", 24", 26"	A1*	\$225
PNEUMATIC							
TI05	<input type="checkbox"/>	Pneumatic 1 3/8" - Medium Tread			20", 22", 24", 25", 26"		\$140
TI06	<input type="checkbox"/>	Pneumatic HP 1" - Low Tread, Puncture resistant, black - SpeedLite			20", 22", 24", 25", 26"		\$160
TI07	<input type="checkbox"/>	Pneumatic HP 1" - Medium Tread, Puncture resistant, black - TrailBlazer			24", 25", 26"		\$240

1- Offered with handrims on each side of the wheelchair; select the outer handrim in the handrims section; 2- Only standard handrim position available;

3- Not compatible with HP tires; Only available with aluminum or plastic coated handrim in standard position; 4- Not compatible with Shox tires; 5- The 22" is only available with Mags and Newton One rear wheels

Handrims							
HANDRIM		Available					
HR01	<input type="checkbox"/>	Aluminum anodized	20", 22", 24", 25", 26"				STD
HR61	<input type="checkbox"/>	Aluminum black hard anodized ²	20", 22", 24", 25"				\$85
HR02	<input type="checkbox"/>	Plastic coated ¹	20", 22", 24", 25", 26"				\$170
HR03	<input type="checkbox"/>	High friction coated ^{1,2,3}	22", 24", 25", 26"		A1*		\$460
HR07-HR18 and HR65-HR71	<input type="checkbox"/>	Newton Air Grip ²	20", 22", 24", 25", 26"				
		See page 5 for the color selection and price					
HR28	<input type="checkbox"/>	Surge ^{1,2,3,4} (1 1/2" Oval handrim w/ Gripton high friction strip)	22", 24", 25", 26"		A1*		\$485
HR05	<input type="checkbox"/>	Surge LT ^{1,2,3,4} (1 1/8" Oval handrim w/ Gripton high friction strip)	22", 24", 25", 26"		A1*		\$515
HR04	<input type="checkbox"/>	Natural Fit ^{1,2,3,4}	22", 24", 25", 26"		A1*		\$320
HR62	<input type="checkbox"/>	Simi H ^{1,2,3} (1 3/8" Oval handrim with high friction strip)	22", 24", 25", 26"		A1*		\$485
HR63	<input type="checkbox"/>	Nova H ^{1,2,3} (1 1/4" Oval handrim with high friction strip)	22", 24", 25", 26"		A1*		\$515
HR64	<input type="checkbox"/>	Optimum H ^{1,2,3} (1 1/8" heart-shaped handrim)	22", 24", 25", 26"		A1*		\$320
HR99	<input type="checkbox"/>	Omit handrim					NC

1- Only standard and narrow handrim position. By default, the tab won't be cut with the narrow position; 2- Not available with Mag wheels; 3- Not available with one arm drive;

4- 25" and 26" are not available in narrow position; 24" is not available with the Spinergy Spox, LX and CLX in narrow position; CLX rear wheel are not available with thumb piece

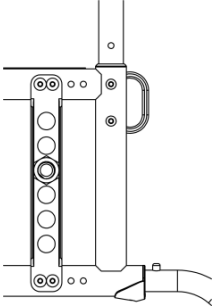
Handrims option							
ASSEMBLY POSITION							
HR29	<input type="checkbox"/>	Standard Handrim position	Full tab				STD
HR030	<input type="checkbox"/>	Narrow Handrim position no cut	Full tab				NC
HR30	<input type="checkbox"/>	Narrow Handrim position with cut ⁵	Short tab 2 positions				\$29
HR31	<input type="checkbox"/>	Super Narrow Handrim ⁵	Short tab 2 positions STD <input type="checkbox"/> Short tab 1 position <input type="checkbox"/>				\$29
THUMB PIECE SELECTION FOR NATURAL FIT, SURGE, SURGE LT HANDRIMS							
HR23	<input type="checkbox"/>	Standard grip			A1*		\$200
HR27	<input type="checkbox"/>	Super grip			A1*		\$230
HR099	<input type="checkbox"/>	Omit thumb piece					NC

5- Only available with Aluminum and Air Grip handrims;

AXLES (0° camber) ¹							
AX01	<input type="checkbox"/>	Quick release axle					STD
AX02	<input type="checkbox"/>	Permanent axle					NC
AX03	<input type="checkbox"/>	Quad release axle			A2*		\$180
AXLE PLATE							
AX04	<input type="checkbox"/>	Amputee adjustable axle plate ²			A2*		\$275

1- Not required with one arm drive; 2- May interfere with swing away armrest and limit seat to floor height; Not available with WC-19 transit tie down

*A1 is clients' responsibility for costs/A2 requires clinical justification

CENTER OF GRAVITY																		
	Choose position of rear wheel axle plate: Measure distance from front of back post to center of axle receiver. Default setting is at 3/4"																	
	<table border="1"> <tr> <td>Most stable</td><td></td><td></td><td></td><td></td><td>Most responsive</td></tr> <tr> <td>AMPUTEE ¹</td><td></td><td></td><td></td><td></td><td></td></tr> <tr> <td><input type="checkbox"/></td><td></td><td></td><td></td><td></td><td><input type="checkbox"/></td></tr> </table>	Most stable					Most responsive	AMPUTEE ¹						<input type="checkbox"/>				
Most stable					Most responsive													
AMPUTEE ¹																		
<input type="checkbox"/>					<input type="checkbox"/>													
<div>3/4"</div> <div>2"</div>																		
1- Only available with amputee axle plate																		

WHEEL LOCKS					
WL08	<input type="checkbox"/>	Newton Wheel lock - push to lock	PRODUCT IMPROVED		STD
WL16	<input type="checkbox"/>	Aluminum push to lock with extensions			\$73
WL02	<input type="checkbox"/>	Pull to lock			NC
WL04	<input type="checkbox"/>	Newton grade aid push to lock (<i>works best with pneumatic or high pressure tire</i>)		A2*	\$185
WL13 WL14	<input type="checkbox"/>	6" removable extension handle ¹			\$73
WL06	<input type="checkbox"/>	Attendant Lock (<i>additional set of wheel lock mounted to the back</i>)		A1*	\$240
WL15	<input type="checkbox"/>	Unilateral wheel lock - pull to lock ² Left <input type="checkbox"/> Right <input type="checkbox"/>		A1*	\$335
WL99	<input type="checkbox"/>	Omit wheel locks			NC

1- Only available with Newton push to lock (WL08), pull to lock (WL02) and Newton Grade aid (WL04)

2- For more information about incompatibilities and restriction, refer to the table at page 7 and the "How-to documents" page of our website:

https://www.motioncomposites.com/en_ca/support-and-education/how-to-documents

Armrests					
HEIGHT ADJUSTABLE FLIP BACK ARMREST (<i>Convertible to "T" armrest</i>) ^{1,2}					
AR01-812	<input type="checkbox"/>	10" Desk length armpad 8" - 12" Locked <input type="checkbox"/> Unlocked STD <input type="checkbox"/>			\$395
AR01-1014	<input type="checkbox"/>	10" Desk length armpad 10" - 14" Locked <input type="checkbox"/> Unlocked STD <input type="checkbox"/>			\$395
AR02-812	<input type="checkbox"/>	14" Full length armpad 8" - 12" Locked <input type="checkbox"/> Unlocked STD <input type="checkbox"/>			\$395
AR02-1014	<input type="checkbox"/>	14" Full length armpad 10" - 14" Locked <input type="checkbox"/> Unlocked STD <input type="checkbox"/>			\$395
HEIGHT ADJUSTABLE "T" ARMREST ¹					
AR13-610	<input type="checkbox"/>	10" Desk length armpad ⁴ 6" - 10"			\$380
AR03-812	<input type="checkbox"/>	10" Desk length armpad 8" - 12"			\$380
AR03-1014	<input type="checkbox"/>	10" Desk length armpad 10" - 14"			\$380
AR14-610	<input type="checkbox"/>	14" Full length armpad ⁴ 6" - 10"			\$380
AR04-812	<input type="checkbox"/>	14" Full length armpad 8" - 12"			\$380
AR04-1014	<input type="checkbox"/>	14" Full length armpad 10" - 14"			\$380
ARMREST OPTIONS					
AR12	<input type="checkbox"/>	14" Full Length armpad - Gel Ovation (pair) ³			\$160
AR99	<input type="checkbox"/>	Omit armrest			NC

1- May have 1/2" adjust. restriction on both limits of the range; 2- Not available with attendant lock; 3- Only available with full length armrest; Not available with swing away and desk length armrests

4- May have restriction with seat-to-floor height and rear wheel

POSITIONING BELTS					
SB01-S	<input type="checkbox"/>	Velcro adjustable - Small 35" ¹	Basic seating benefit		\$50
SB01-L	<input type="checkbox"/>	Velcro adjustable - Long 60"	Basic seating benefit		\$50
SB02-S	<input type="checkbox"/>	Auto buckle - Small 35" ¹			\$22
SB02-M	<input type="checkbox"/>	Auto buckle - Medium 48"			\$22
SB02-L	<input type="checkbox"/>	Auto buckle - Long 60"			\$22
SB04-M	<input type="checkbox"/>	BodyPoint Hip Belt - 2 point not padded - Medium 56"	Basic seating benefit		\$95
SB04-L	<input type="checkbox"/>	BodyPoint Hip Belt - 2 point not padded - Long 61"	Basic seating benefit		\$95
SB05-S	<input type="checkbox"/>	BodyPoint Hip Belt - 2 point padded - Small 51"	Basic seating benefit		\$185
SB05-M	<input type="checkbox"/>	BodyPoint Hip Belt - 2 point padded - Medium 56"	Basic seating benefit		\$185
SB05-L	<input type="checkbox"/>	BodyPoint Hip Belt - 2 point padded - Long 61"	Basic seating benefit		\$185
SB06-S	<input type="checkbox"/>	BodyPoint Hip Belt - 4 point padded - Small 51"	Basic seating benefit		\$210
SB06-M	<input type="checkbox"/>	BodyPoint Hip Belt - 4 point padded - Medium 56"	Basic seating benefit		\$210
SB06-L	<input type="checkbox"/>	BodyPoint Hip Belt - 4 point padded - Long 61"	Basic seating benefit		\$210
SB03	<input type="checkbox"/>	Hardware attachment for 2 extra points (1 pair)	Basic seating benefit		\$15
SB08-M	<input type="checkbox"/>	BodyPoint EVOFLEX® Positioning Belt Rehab latch and Band Clamps - Medium 18"	Basic seating benefit		\$355
SB08-L	<input type="checkbox"/>	BodyPoint EVOFLEX® Positioning Belt Rehab latch and Band Clamps - Long 24"	Basic seating benefit		\$355
SB99	<input type="checkbox"/>	Omit positioning belt			STD

1- Not recommended for seat width of 18" and more

AC01-S	<input type="checkbox"/>	Profiled Headrest - Small (3.5"X6")	basic seating benefit		\$215
AC01-M	<input type="checkbox"/>	Profiled Headrest - Medium (4.5"X7")	Basic seating benefit		\$215
AC01-L	<input type="checkbox"/>	Profiled Headrest - Large (5.5"X8")	Basic seating benefit		\$215
AC28	<input type="checkbox"/>	Headrest mounting hardware with removable non folding stabilizer bar ¹	Basic seating benefit		\$360




















1- Not available with a stroller handle or a folding stabilizer bar

AC03	<input type="checkbox"/>	Anti-tippers			\$120
AC29	<input type="checkbox"/>	Swing-away anti-tipper ¹ Left <input type="checkbox"/> Right <input type="checkbox"/>			\$185
AC27	<input type="checkbox"/>	Tip assist ²			\$65
AC06	<input type="checkbox"/>	Cane and crutch holder Left <input type="checkbox"/> Right <input type="checkbox"/>			\$115
AC07	<input type="checkbox"/>	Oxygen tank holder ⁴ - D and E Type - Installed to the left			\$398
AC08	<input type="checkbox"/>	Spoke guards ³ Available: 20", 22", 24", 26"			\$155
AC09	<input type="checkbox"/>	Footrest neoprene impact guard (<i>pair</i>) - Black			\$85
AC10	<input type="checkbox"/>	Seat pouch			\$100
AC30	<input type="checkbox"/>	Newton multi-purpose pouch			\$75
AC26	<input type="checkbox"/>	BodyPoint Mobility Bag			\$145
AC23	<input type="checkbox"/>	Newton Backpack			\$130
AC12	<input type="checkbox"/>	Velcro Closing Strap			\$55
AC13	<input type="checkbox"/>	Tool kit			\$55
AC16	<input type="checkbox"/>	Motion Composites Polo Shirt W/S <input type="checkbox"/> W/M <input type="checkbox"/> W/L <input type="checkbox"/> M/S <input type="checkbox"/> M/M <input type="checkbox"/> M/L <input type="checkbox"/> M/XL <input type="checkbox"/> M/XXL <input type="checkbox"/> M/XXXL <input type="checkbox"/>			\$36

1- Must select the pair (left and right) with HD option; Only available with rear seat to floor height between 13 1/2" and 19 3/4"

3- Not available with Mag wheels and Spinerig; 4- Not compatible with swing away armrest, amputee axle plate and WC-19 transit tie-

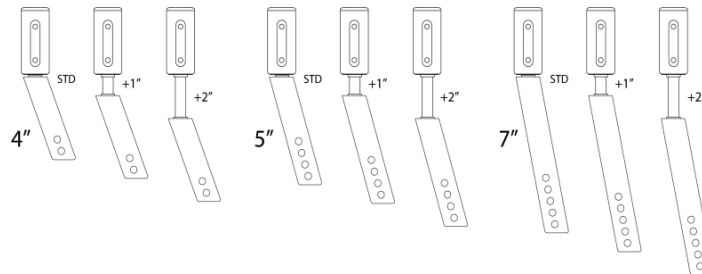
2- Cannot be combined with Anti Tippers

Colors																				
Options ¹	Black*	Sunkissed Orange	Burgundy	Sapphire Blue*	Monster Green	Charcoal	Fuchsia	Steel Blue	Ferrari Red	Acid Green	Electric Purple	Caribbean Blue	White	Pink Pearl	Plum Purple	Sky Blue	Black Cherry	Khaki Green (matte)	Desert Sand (matte)	
																				
AirGrip	<input type="checkbox"/> \$160	<input type="checkbox"/>	<input type="checkbox"/>	<input type="checkbox"/>	<input type="checkbox"/>	<input type="checkbox"/>	<input type="checkbox"/>	<input type="checkbox"/>	<input type="checkbox"/>	<input type="checkbox"/>	<input type="checkbox"/>	<input type="checkbox"/>	<input type="checkbox"/>	<input type="checkbox"/>	<input type="checkbox"/>	<input type="checkbox"/>	<input type="checkbox"/>	<input type="checkbox"/>	<input type="checkbox"/>	\$350
Frame ²	<input type="checkbox"/> STD				<input type="checkbox"/>															\$50
FC99	<input type="checkbox"/> Custom Color	Specify PPG Paint/it color: additional 10 days lead-time																	\$422	

1- Color representation may vary from one monitor to another. Therefore, the actual paint color on your wheelchair might differ slightly from what you see on your screen.; Finish between Airgrip and frame might be different;

2- with black crossbrace;

Fork and Stem bolt combinations



Unilateral wheel lock restrictions

Seat depth: shall be 16 in and greater		
Rear wheel: shall be 24 in and less		
"T" or flip-back armrest only compatible with 0° Camber		
One arm drive: Not compatible with "T" or flip-back armrest		
"T" or flip-back armrest may require to move the rear wheels outwards		
Not compatible with wheel lock lever extension		
Rear wheel diameter	Seat depth (in)	COG Compatibility Range (in)
20 in	16+	2
22 in	16	0.75 to 2
	17+	0.75 to 2
24 in	16	0.75
	17	0.75 to 2
	18+	0.75 to 2



CUSTOMIZATION STARTS HERE!

With EVO Custom, whether it's a subtle tweak for comfort or mobility, or a fully reimagined component tailored to your unique needs, we're here to support you.



Explore the
EVO Custom Catalog.

You can include your request or reference an existing customization from our catalog in the notes section below.



Have a customization in mind or a specific request? The **EVO Custom Request Form** is the best place to start.

Notes :