

- Calgary - AADL 00000 78000 003
- Edmonton - AADL 00000 78000 001
- Grande Prairie - AADL 0000 665538 001

Date:	P.O.#:	Account #:
Made for (client):		
Ordered by:		
Organization:		
Address:		
Phone:	Fax:	

STANDARD FEATURES	
Color: Silver	Footplates: Composite Flip-Up
Seat Width: 14" to 22"	Brakes: Push to lock
Seat Depth: 14" to 18"	Axles: Threaded Axles
Seat to Floor Height: 13" to 20"	Handrim: Aluminum
Seat type: Adjustable Rigid Seat Pan	Rear Wheels: 20", 22", 24"
Back Height: Adjustable 21" to 25"	Front Wheel: 5", 6" 8"
Back Angle: Adjustable	Tilt: -5° to 45°
Armrest: T Type / Full length Armpad	Tilt (CSF Option): -2.5° to 30°
Footrest: 70" Footrest Swing away	Anti tip

NOTE: ITEMS WITH THIS SYMBOL (▲) ARE NOT FUNDED BY AADL

4 WHEELS NEOX - TILT-IN-SPACE - 45° Seat-To-Floor Height from 13" to 20" Desired Seat-To-Floor Height: _____"	<input type="checkbox"/>	NX1	\$2495	
4 WHEELS NEOX - DYNAMIC TILT OPTION - 30° Seat-To-Floor Height from 13" to 19" Desired Seat-To-Floor Height: _____"	<input type="checkbox"/>	CSF4	N/C	
HD PACKAGE (251- 350 lb) Maximum tilt limited at 22° Dynamic forks are strongly recommended with this option.	<input type="checkbox"/>	NXHD CSFHD	\$415 ▲	
MID WHEEL DRIVE OPTION Seat-To-Floor Height from 13" to 20" - Tilt-in-Space - 45° Seat-To-Floor Height from 13" to 19" Dynamic Tilt Option - 30° Includes Rear Casters Tilt Mechanism and Dynamic Forks.	<input type="checkbox"/>	NX2 CSF6	\$965 ▲	
FRAME COLOR				
Silver	<input type="checkbox"/>	NX02-...	STD	
SEAT WIDTH				
Standard Frame - Max Weight Capacity 250 lb 14" <input type="checkbox"/> 15" <input type="checkbox"/> 16" <input type="checkbox"/> 17" <input type="checkbox"/> 18" <input type="checkbox"/> 19" <input type="checkbox"/> 20" <input type="checkbox"/>	←	NX...	N/C	
Extended Frame - Max Weight Capacity 250 lb 19" <input type="checkbox"/> 20" <input type="checkbox"/> 21" <input type="checkbox"/> 22" <input type="checkbox"/>	←	NX...EW	N/C	
HEAVY DUTY - Max Weight Capacity 350 lb 23" <input type="checkbox"/> 24" <input type="checkbox"/> 25" <input type="checkbox"/> 26" <input type="checkbox"/>	←	NX...HD	Please select HD option	
SEAT DEPTH				
Standard Frame - Max Weight Capacity 250 lb 14" <input type="checkbox"/> 15" <input type="checkbox"/> 16" <input type="checkbox"/> 17" <input type="checkbox"/> 18" <input type="checkbox"/>	←		N/C	
Extended Frame - Max Weight Capacity 250 lb 19" <input type="checkbox"/> 20" <input type="checkbox"/>	←	NX...ED NX...EWD	\$205	
Extended Frame - Max Weight Capacity 250 lb 21" <input type="checkbox"/> 22" <input type="checkbox"/>	←	NX...ED NX...EWD	\$345	
SEAT TYPE				
Aluminum Rigid Seat Pan - Width and Depth Adjustable	<input type="checkbox"/>	NX5	STD	
BACK HEIGHT				
21" <input type="checkbox"/> 22" <input type="checkbox"/> 23" <input type="checkbox"/> 24" <input type="checkbox"/> 25" <input type="checkbox"/>	←	NXH2125	STD	
BACK ANGLE				
85° <input type="checkbox"/> 90° <input type="checkbox"/> 95° <input type="checkbox"/> 100° <input type="checkbox"/> 105° <input type="checkbox"/> 110° <input type="checkbox"/> 115° <input type="checkbox"/>	←		STD	
BACK TYPE				
Dynamic Backrest	<input type="checkbox"/>	NXDYNA	\$575 ▲	
STROLLER BAR				
Angle Adjustable Stroller Bar	<input type="checkbox"/>	NX9	N/C	
T TYPE ARMREST (REMOVABLE AND HEIGHT ADJUSTABLE)				
Lowered - Adjustable from 6" to 10"	<input type="checkbox"/>	08-TA1-...	N/C	
Standard - Adjustable from 7 ½" to 12"	<input type="checkbox"/>	08-TA2-...	STD	
Lowered (Dynamic Tilt Option) - Adjustable from 8" to 11 ½"	<input type="checkbox"/>	08-TH1-	N/C	
Standard (Dynamic Tilt Option) - Adjustable from 9" to 12 ½"	<input type="checkbox"/>	08-TH2-...	N/C	
ARMPAD				
Foam Pad - Desk Length (2 ¼" x 10")	<input type="checkbox"/>	...FS	N/C	
Foam Pad - Full Length (2 ¼" x 14")	<input type="checkbox"/>	...FL	STD	
FOOTREST (PLUG-IN-STYLE - ADJUSTABLE FROM 14" TO 19")				
60° Swing Away - Desired Height: _____"	←	NX60	N/C	
70° Swing Away - Desired Height: _____"	←	NX70	STD	
90° Swing Away - Desired Height: _____"	←	NX90	\$149 pair	

FOOT PLATE	
Composite Flip-Up, (W: 6" x D: 6 ¾")	<input type="checkbox"/> NX26 STD
Aluminium Flip-Up, (W: 6" x D: 8")	<input type="checkbox"/> NX39 N/C
Aluminium Flip-Up, (W: 7" x D: 8")	<input type="checkbox"/> NX58 N/C
Angle and Depth Adjustable (W: 6" x D: 6 ¾")	<input type="checkbox"/> NX27 \$180 pair
Oversized, Angle and Depth Adjustable Width : 6" <input type="checkbox"/> 7" <input type="checkbox"/> 8" <input type="checkbox"/> Depth : 9" <input type="checkbox"/> 10" <input type="checkbox"/>	← NX.X. \$195 pair
Adjustable Length Heel Loops	<input type="checkbox"/> NX28 N/C
WHEEL LOCKS	
Push to Lock	<input type="checkbox"/> NX29 STD
Pull to Lock	<input type="checkbox"/> NX55 N/C
Fixed Extension Handle - 6"	<input type="checkbox"/> NX30 \$40 pair
Attendant Wheel Lock (Foot Operated Brake) <i>Only available with 12" rear wheel for the NEOX 4 Wheels, and with 20", 22" or 24" for the NEOX 6 Wheels.</i>	<input type="checkbox"/> HQ32 \$485
ELEVATING LEGREST WITH LENGTH COMPENSATION	
Adjustable in Height from 14" to 16"	<input type="checkbox"/> NX15 \$545 pair ▲
Adjustable in Height from 17" to 19"	<input type="checkbox"/> NX16 \$545 pair ▲
CASTERS WHEELS (POLYURETHANE)	
5" x 1 ½" <input type="checkbox"/> 6" x 1 ½" <input type="checkbox"/> 8" x 1 ½" <input type="checkbox"/>	← WHUN... N/C
FORK	
Dynamic Fork (<i>4 wheels configuration only</i>)	<input type="checkbox"/> NXDYNFR \$192 pair ▲
REAR WHEEL SIZE	
12" <input type="checkbox"/> (<i>4 wheels configuration only</i>)	← ...1200 N/C
20" <input type="checkbox"/> 22" <input type="checkbox"/> 24" <input type="checkbox"/>	← N/C
RIMS	
Mag Wheel	<input type="checkbox"/> NX52MA N/C
Spoke Wheel	<input type="checkbox"/> NX52SW N/C
REAR WHEEL TIRE	
Polyurethane	<input type="checkbox"/> NX53VR N/C
Standard Pressure	<input type="checkbox"/> NX53SP \$80 pair
AXLES TYPE	
Threaded Axles	<input type="checkbox"/> NX47 STD
Quick Release Axles	<input type="checkbox"/> NX48E \$92 pair
ANTI TIP	
Anti Tip	<input type="checkbox"/> NX40 STD
HAND RIM OPTIONS	
Aluminum	<input type="checkbox"/> NX44 STD
Plastic Coated	<input type="checkbox"/> NX45 \$130 pair
POSITIONING STRAP	
Center-Pull Auto Style Hip Belt, 2" (#SC7500)	<input type="checkbox"/> NX41 \$35 ▲
TRANSIT OPTION	
Four Distinct Tie-Down Securement Locations	<input type="checkbox"/> NX42 N/C
BACKREST, HEADREST & CUSHION	
Symbio Headrest Support	<input type="checkbox"/> NX33 \$313 ▲
Standard Pad <input type="checkbox"/> Small (7"x4") <input type="checkbox"/> Medium (8"x5") <input type="checkbox"/> Large (9"x6")	← NX36 \$220 ▲
Contour Cinch Back	Less than 20" - W: _____" H: _____" ← CINCH... \$595 ▲ 20" or greater - W: _____" H: _____" ← CINCH... \$595 ▲
Brio Cushion	Less than 20" - W: _____" D: _____" ← \$2950 \$269 ▲ 20" or greater - W: _____" D: _____" ← \$2950 \$329 ▲
Incontinence	Cinch <input type="checkbox"/> PD50715 \$90 ▲ Brio Cushion <input type="checkbox"/> S2953 \$90 ▲

NEOX

NOT FUNDED OPTION LIST

- HD Package (251-350 lb)
- Mid Wheel Drive Option
- Dynamic Backrest
- Elevating legrest with length compensation
- Dynamic Fork
- Positioning Strap
- Backrest, Headrest and Cushion

**SPECIFICATION CHARTS
STANDARD NEOF**

GENERAL CONFIGURATIONS

SEAT-TO-FLOOR HEIGHT

6 WHEELS NEOF			
WHEELS	CASTERS	SEAT-TO-FLOOR HEIGHT	SEAT-TO-FLOOR HEIGHT with CSF option
20"	D5"	N/A	13"
	D6"	14" to 19"	14" to 18"
22"	D6"	14" to 19"	14" to 18"
24"	D6"	15" to 20"	15" to 19"

4 WHEELS NEOF			
WHEELS	CASTERS	SEAT-TO-FLOOR HEIGHT	SEAT-TO-FLOOR HEIGHT with CSF option
20"	5"	13" to 18"	13" to 17"
	D5"	13"	13"
	6"	13" to 18"	13" to 17"
	6"	14" to 19"	14" to 18"
	D6"	14" to 19"	14" to 18"
22"	6"	14" to 19"	14" to 18"
	D6"	14" to 19"	14" to 18"
	8"	15" to 20"	15" to 19"
24"	D6"	15" to 20"	15" to 19"
	8"	15" to 20"	15" to 19"

OVERALL WIDTH

STANDARD NEOF	
OVERALL WIDTH	Seath width + 9 3/4" (Spoke Wheel) Seath width + 11" (Mag Wheel)

DYNAMIC NEOF	
OVERALL WIDTH	Seath width + 11" (Spoke Wheel) Seath width + 12" (Mag Wheel)

SPECIFICATION CHARTS STANDARD 6 WHEELS NEOX

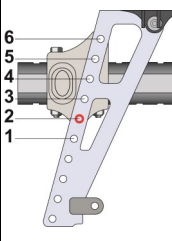
STANDARD 6 WHEELS NEOX — DETERMINE THE TILT ANGLE

STEP 1 : Define the frame format according to the seat depth.

		FRAME	
		Small	Large
SEAT DEPTH	14"	Small	NA
	15"		
	16"		
	17"		
	18"		
	19"	NA	Large
	20"		
	21"		
22"			

STEP 2 : Define the position of the tilt system according to the seat-to-floor height and the wheels diameter.

		WHEELS			
		20"	22"	24"	
SEAT-TO-FLOOR HEIGHT	13"	6	NA	NA	NA
	14"	NA	6	6	NA
	15"				
	16"				
	17"				
	18"				
	19"				
	20"				
D5"		D6"			

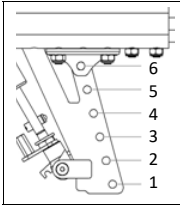


POSITION OF THE TILT SYSTEM

Note : D6" = "D" means the use of a dynamic fork.

STEP 3 : Define the tilt angle according the the frame format (**step 1**), the position of the tilt system (**step 2**) and the type of armrest.

		FRAME		ARMREST
		Small	Large	
POSITION OF THE TILT SYSTEM	6	T	T	
	5	30°	26°	
	4	36°	32°	
	3	43°	39°	
	2	45°	45°	
	1	45°	45°	
Tilt Angle (+/-1°)				



Note : The power tilt, the foot operated brakes, the dynamic backrest and the oxygen tank holder can influence the results.

SPECIFICATION CHARTS STANDARD 4 WHEELS NEOX

Select store location - AADL Numbers
 Calgary - AADL 00000 78000 003
 Edmonton - AADL 00000 78000 001
 Grande Prairie - AADL 0000 665538 001

STANDARD 4 WHEELS NEOX — DETERMINE THE TILT ANGLE

STEP 1 : Define the frame format according to the seat depth.

		FRAME	
		Small	Large
SEATH DEPTH	14"	Small	Large
	15"		
	16"		
	17"		
	18"		
	19"	Large	
	20"		
	21"		
22"	NA	Large	

STEP 2 : Define the position of the tilt system according to the seat-to-floor height and the wheels diameter.

		WHEELS												POSITION OF THE TILT SYSTEM	
		12"			20"			22"			24"				
SEAT-TO-FLOOR HEIGHT	13"	6	6		6	6	6							6 5 4 3 2 1	
	14"	5	5		5	5	5	5							
	15"	4	4	6	4										
	16"	3	3	5	3										
	17"	2	2	4	2										
	18"	1	1	3	1										
	19"			2											
	20"			1											
		5"	6"	8"	5"	D5"	6"*	6"	D6"	6"	D6"	8"	D6"	8"	
CASTERS															

Note 1 : 6"* = This caster is arranged in a low configuration.
Note 2 : D5"/D6" = "D" means the use of a dynamic fork.

STEP 3 : Define the tilt angle according the the frame format (**step 1**), the position of the tilt system (**step 2**) and the type of armrest.

		FRAME		ARMREST
		Small	Large	
POSITION OF THE TILT SYSTEM	T	T	T	
	6	21°	20°	
	5	26°	26°	
	4	32°	30°	
	3	38°	36°	
	2	45°	43°	
1	45°	45°		
Tilt Angle (+/-1°)				

Note : The power tilt, the foot operated brakes, the dynamic backrest and the oxygen tank holder can influence the results.

STEP 4 : To guarantee a minimum stability of 10 ° in the least stable configuration, validate the maximum tilt angle according to the angle of the backrest and the weight of the user.

BACKREST ANGLE	75 KG (165 LB)	115 KG (250 LB)	160 KG (350 LB)
	MAX TILT ANGLE	MAX TILT ANGLE	MAX TILT ANGLE
90°	46°	46°	22°
95°	46°	46°	22°
100°	46°	45°	22°
105°	46°	43°	22°
110°	46°	40°	22°
115°	46°	40°	22°

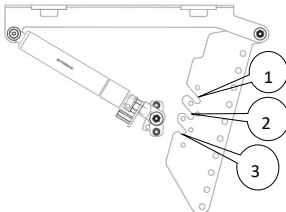
SPECIFICATION CHARTS CONSTANT SEAT-TO-FLOOR NEOX

Select store location - AADL Numbers

- Calgary - AADL 00000 78000 003
- Edmonton - AADL 00000 78000 001
- Grande Prairie - AADL 0000 665538 001

DYNAMIC TILT CONFIGURATIONS

**LIMITATION OF THE TILT ANGLE ACCORDING TO THE CYLINDER POSITION AND THE USER WEIGHT
(APPLICABLE FOR "T" ARMRESTS)**

USER WEIGHT		CYLINDER POSITION	MAXIMUM TILT ANGLE	CYLINDER POSITION
STANDARD	HD			
Less than 165 lb	220 lb — 264 lb	Position 1	30° (26° for 14" and 15" seat-to-floor height)	
165 lb — 210 lb	264 lb — 308 lb	Position 2	26°	
210 lb — 254 lb*	308 lb — 350 lb	Position 3	22°	

Note*: Cylinder position 2 can be used for an occupant of 210 lb at 254 lb if the tilt angle of 22 degree is insufficient. The force required to lift the occupant will be slightly higher.

Notes :