



Zippie Zone
March 2021
AADL - W118
EIRZ1



Date: _____

Dealer Acct #: _____

Dealer: _____

Dealer Contact: _____

Dealer Address: _____

Dealer City: _____ PV: _____ PC: _____

Dealer Phone: () _____ Fax: () _____

Confirm Via: Fax Email

Mark For: _____

SUBMITTING FOR: Quote Order

PO#: _____

Ship To: _____

Attention: _____

Address: _____

Address: _____

Ship To City: _____ PV: _____ PC: _____

Ship To Phone: () _____ Fax: () _____

1. FRAME STYLE

Frame w/ seating			
Option #	Definition	Price	
<input type="checkbox"/> 190FS38	Zippie Zone w/ seating	\$3,968.00	
<input type="checkbox"/> 190FS39	Zippie Zone, Flared w/ seating (Increase of total frame length approx. 2" - 1" per side flare.)	\$3,968.00	

Frame w/o seating			
Option #	Definition	Price	
<input type="checkbox"/> 190FS40	Zippie Zone w/o seating	\$3,567.00	
<input type="checkbox"/> 190FS41	Zippie Zone, Flared w/o seating (Increase of total frame length approx. 2" - 1" per side flare.)	\$3,567.00	

2. TRANSIT

<input type="checkbox"/> 190TO41	Transit Option (Rear frame extends 1" to accom. transit & not lose depth adj. range; N/A w/ 18" depth; N/A w/ seat ht. below 15" w/ inset frame)	NC	
----------------------------------	---	----	--

3. FRAME SETUP/ ANGLE

<input type="checkbox"/> 190FA8	80° Frame Angle	NC	
---------------------------------	-----------------	----	--

Frame Inset Per Side (Footrest)

<input type="checkbox"/> 190FF1	0"	NC	
<input type="checkbox"/> 190FF2	1" (N/A 8"-9" frame width or with flared frame)	NC	

4. ZIPPIE PACKAGE

<input type="checkbox"/> 190QE01	Z Performance Package		
	Single Sided Fork	\$162.00	
	Ultra Lightweight Wheel	\$329.00	
	Spoke Guards Clear Zippie	\$145.00	
	Compact Wheel Lock	\$150.00	
	Retail Value	\$786.00	
	Package Price	\$646.00	

3. FRAME COLOR

Standard Colors

<input type="checkbox"/> 190C140	Aztec Gold	NC
<input type="checkbox"/> 190C118	Bead Blast	NC
<input type="checkbox"/> 190C2	Black (N/A as base w/ Zebra)	NC
<input type="checkbox"/> 190C141	Black Cherry	NC
<input type="checkbox"/> 190C10	Black Opal	NC
<input type="checkbox"/> 190C38	Blue Opal	NC
<input type="checkbox"/> 190C36	Candy Blue	NC
<input type="checkbox"/> 190C14	Candy Purple	NC
<input type="checkbox"/> 190C35	Candy Red	NC
<input type="checkbox"/> 190C142	Electric Blue	NC
<input type="checkbox"/> 190C143	Evergreen	NC
<input type="checkbox"/> 190C126	Glow	NC
<input type="checkbox"/> 190C144	Green Apple	NC
<input type="checkbox"/> 190C147	Hot Sparkle Pink	NC
<input type="checkbox"/> 190C148	Mauve Pink	NC
<input type="checkbox"/> 190C103	Rootbeer	NC
<input type="checkbox"/> 190C114	Sparkle Silver	NC
<input type="checkbox"/> 190C145	Sunrise Orange	NC
<input type="checkbox"/> 190C113	Titanium Color Paint	NC
<input type="checkbox"/> 190C8	Yellow	NC

Standard Matte Colors

<input type="checkbox"/> 190C116	Matte Black	NC
<input type="checkbox"/> 190C151	Matte Black Cherry	NC
<input type="checkbox"/> 190C152	Matte Purple	NC
<input type="checkbox"/> 190C150	Matte Electric Blue	NC
<input type="checkbox"/> 190C149	Matte Evergreen	NC

Personalized Colors

<input type="checkbox"/> 190C43	Mossy Oak Camouflage	\$340.00
<input type="checkbox"/> 190C42	Stars and Stripes	\$340.00
<input type="checkbox"/> 190C108	Zebra (Choose base color above: White Std. N/A black)	\$340.00

Anodized Color Package

Forks, Backrest Bracket, Rear Axle Sleeve; If Frog Legs are chosen, forks will be black

<input type="checkbox"/> 190EB07	Black	NC
<input type="checkbox"/> 190EB08	Blue	\$196.00
<input type="checkbox"/> 190EB13	Gold	\$196.00
<input type="checkbox"/> 190EB09	Green	\$196.00
<input type="checkbox"/> 190EB11	Red	\$196.00
<input type="checkbox"/> 190EB12	Ti Grey	\$196.00



- Select store location - AADL Numbers**
- Calgary - AADL 0000 78000 003
 - Edmonton - AADL 00000 78000 001
 - Grande Prairie - AADL 0000 665538 001

4. FRAME WIDTH

<input type="checkbox"/>	190W35	8" (N/A w/ 17"-18" depth)	NC	<input type="checkbox"/>	190W4	13"	NC
<input type="checkbox"/>	190W36	9" (N/A w/ 17"-18" depth)	NC	<input type="checkbox"/>	190W5	14"	NC
<input type="checkbox"/>	190W1	10" (N/A w/ 17"-18" depth)	NC	<input type="checkbox"/>	190W6	15"	NC
<input type="checkbox"/>	190W2	11" (N/A w/ 17"-18" depth)	NC	<input type="checkbox"/>	190W7	16"	NC
<input type="checkbox"/>	190W3	12"	NC				

5. SEAT DEPTH (FRAME DEPTH)

For additional caster/wheel clearance you can choose a different frame length and sling depth (i.e. shorter sling vs longer frame to allow more wheel/caster combos.)

<input type="checkbox"/>	190SD1	8" (Frame grows 9" - 11") (Only avail. With 18" rear wheels and 3" casters)	NC	<input type="checkbox"/>	190SD7	14" (Frame grows 15" - 17")	NC
<input type="checkbox"/>	190SD2	9" (Frame grows 10" - 12")	NC	<input type="checkbox"/>	190SD8	15" (Frame grows 16" - 18")	NC
<input type="checkbox"/>	190SD3	10" (Frame grows 11" - 13")	NC	<input type="checkbox"/>	190SD9	16" (Frame grows 17" - 18")	NC
<input type="checkbox"/>	190SD4	11" (Frame grows 12" - 14")	NC	<input type="checkbox"/>	190SD10	17" (Frame grows 18")	NC
<input type="checkbox"/>	190SD5	12" (Frame grows 13" - 15")	NC	<input type="checkbox"/>	190SD11	18" (No Depth Growth) (N/A with Transit)	NC
<input type="checkbox"/>	190SD6	13" (Frame grows 14" - 16")	NC				

6. SLING DEPTH

For additional caster/wheel clearance you can choose a different frame length and sling depth (i.e. shorter sling vs longer frame to allow more wheel/caster combos.)

<input type="checkbox"/>	190GJ1	8" (Sling Grows 9"-10")	NC	<input type="checkbox"/>	190GJ6	13" (Sling Grows 14"-15")	NC
<input type="checkbox"/>	190GJ2	9" (Sling Grows 10"-11")	NC	<input type="checkbox"/>	190GJ7	14" (Sling Grows 15"-16")	NC
<input type="checkbox"/>	190GJ3	10" (Sling Grows 11"-12")	NC	<input type="checkbox"/>	190GJ8	15" (Sling Grows 16"-17")	NC
<input type="checkbox"/>	190GJ4	11" (Sling Grows 12"-13")	NC	<input type="checkbox"/>	190GJ9	16" (Sling Grows 17"-18")	NC
<input type="checkbox"/>	190GJ5	12" (Sling Grows 13"-14")	NC	<input type="checkbox"/>	190GJ10	17" (Sling Grows 18")	NC
				<input type="checkbox"/>	190GJ11	18" (No Growth)	NC

7. SEATING

Seating Systems

<input type="checkbox"/>	190OP05	Ultra Seat Sling (Tension Adjustable)	NC
<input type="checkbox"/>	190OP04	Omit Seat Sling (Default when choose w/ out seating)	NC
<input type="checkbox"/>	190CU30	1" Cushion (See matrix for availability)	\$132.00
<input type="checkbox"/>	190CU1	2" Cushion (12" wide and up only)	\$173.00

JAY Cushions (Optional)

To order any JAY cushions on-chair, please see the JAY price list.

Cushion name or part number must be filled out with desired width and depth

<input type="checkbox"/>	190JC20	JAY Bundled Cushion	Price List
		Cushion Name or Part #	
		Width (in.): _____ Depth (in.): _____	

		Width									
		8"	9"	10"	11"	12"	13"	14"	15"	16"	
Sling Depth	8"										8"
	9"										9"
	10"										10"
	11"										11"
	12"										12"
	13"										13"
	14"										14"
	15"										15"
	16"										16"
17"										17"	
18"										18"	
		8"	9"	10"	11"	12"	13"	14"	15"	16"	
		Width									

1" Cushion available at these sizes
 1" Cushion NOT available at these sizes

8. BACKREST

Backrest Type

<input type="checkbox"/>	190BT96	Folding Angle Adj. w/ Double Lock Down	NC
--------------------------	---------	--	----

Backrest Upholstery

Must complete Section A on next page

<input type="checkbox"/>	190BU1	Standard Upholstery (N/A with Fold Down Push Handles)	NC
<input type="checkbox"/>	190BU72	Omit Std. Upholstery (N/A with Fold Down Push Handles) (Default when choose w/o seating)	NC

Must complete Section B on next page

<input type="checkbox"/>	190BU70	Tension Adj. Ballistic Nylon (N/A with 8"-9" widths)	\$175.00
<input type="checkbox"/>	190BU73	Omit Tens. Adj. Ballistic Nylon	NC

JAY Backs (Optional)

To order any JAY backs on-chair, please see the JAY Price List. Requires Part #

<input type="checkbox"/>	190JB02	JAY Bundled Backrest	Price List
		Backrest Name or Part #	
		Width (in.) _____ Height (in.): _____	

Backrest Handle Option (Stroller Handle)

8"-10" widths have a single stroller handle; omit push handle recommended. Receiver places handle outside std. 2" extension and inside 4" ext. Double "D" tubing to eliminate rotation.

<input type="checkbox"/>	190A192	Telescoping Push Handles (19" from Seat)	\$279.00
<input type="checkbox"/>	190A195	Telescoping Push Handles - Tall (25" from seat to push handle)	\$279.00

Backrest Extension

Standard Extension 2"

<input type="checkbox"/>	190OD20	Rear Backrest Extension Brackets (4" overall)	\$145.00
--------------------------	---------	--	----------

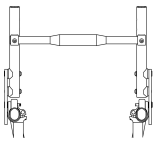
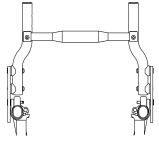


Select store location - AADL Numbers

- Calgary - AADL 00000 78000 003
- Edmonton - AADL 00000 78000 001
- Grande Prairie - AADL 0000 665538 001

SECTION A - Standard Upholstery

1A: OMIT PUSH HANDLE OPTIONS W/ STANDARD UPHOLSTERY OR WHEN OMITTING UPHOLSTERY

<input type="checkbox"/>	190PH2	Omit Push Handles		NC	
--------------------------	--------	-------------------	---	----	---

Choose 0 or 1" Inset and Back Height

<input type="checkbox"/>	190OD7	0 inset (straight back tubes)	NC	OR	<input type="checkbox"/>	190OD5	1" inset (N/A 8"-9" widths)	\$101.00
<input type="checkbox"/>	Setting	6" - 8" Back Height	NC		<input type="checkbox"/>	Setting	11" - 13" Back Height	NC
		<input type="checkbox"/> 6" <input type="checkbox"/> 7" <input type="checkbox"/> 8"					<input type="checkbox"/> 11" <input type="checkbox"/> 12" <input type="checkbox"/> 13"	
<input type="checkbox"/>	Setting	9" - 13" Back Height	NC		<input type="checkbox"/>	Setting	14" - 16" Back Height	NC
		<input type="checkbox"/> 9" <input type="checkbox"/> 10" <input type="checkbox"/> 11" <input type="checkbox"/> 12" <input type="checkbox"/> 13"					<input type="checkbox"/> 14" <input type="checkbox"/> 15" <input type="checkbox"/> 16"	
<input type="checkbox"/>	Setting	13" - 17" Back Height	NC		<input type="checkbox"/>	Setting	16" - 18" Back Height	NC
		<input type="checkbox"/> 13" <input type="checkbox"/> 14" <input type="checkbox"/> 15" <input type="checkbox"/> 16" <input type="checkbox"/> 17"					<input type="checkbox"/> 16" <input type="checkbox"/> 17" <input type="checkbox"/> 18"	
<input type="checkbox"/>	Setting	15" - 18" Back Height	NC					
		<input type="checkbox"/> 15" <input type="checkbox"/> 16" <input type="checkbox"/> 17" <input type="checkbox"/> 18"						

2A: INTEGRAL PUSH HANDLE OPTIONS W/ STANDARD UPH.

<input type="checkbox"/>	190PH6	Integral Push Handles	NC
--------------------------	--------	-----------------------	----

Choose 0 or 1" Inset and Back Height

<input type="checkbox"/>	190OD7	0 inset (straight back tubes)	NC	OR	<input type="checkbox"/>	190OD5	1" inset (N/A 8"-9" widths)	\$101.00
<input type="checkbox"/>	Setting	9"-10" Back Height	NC		<input type="checkbox"/>	Setting	12"- 14" Back Height	NC
		<input type="checkbox"/> 9" <input type="checkbox"/> 10"					<input type="checkbox"/> 12" <input type="checkbox"/> 13" <input type="checkbox"/> 14"	
<input type="checkbox"/>	Setting	11" - 15" Back Height	NC		<input type="checkbox"/>	Setting	14" - 16" Back Height	NC
		<input type="checkbox"/> 11" <input type="checkbox"/> 12" <input type="checkbox"/> 13" <input type="checkbox"/> 14" <input type="checkbox"/> 15"					<input type="checkbox"/> 14" <input type="checkbox"/> 15" <input type="checkbox"/> 16"	
<input type="checkbox"/>	Setting	13" - 16" Back Height	NC		<input type="checkbox"/>	Setting	16" - 18" Back Height	NC
		<input type="checkbox"/> 13" <input type="checkbox"/> 14" <input type="checkbox"/> 15" <input type="checkbox"/> 16"					<input type="checkbox"/> 16" <input type="checkbox"/> 17" <input type="checkbox"/> 18"	
<input type="checkbox"/>	Setting	15" - 18" Back Height	NC					
		<input type="checkbox"/> 15" <input type="checkbox"/> 16" <input type="checkbox"/> 17" <input type="checkbox"/> 18"						

SECTION B - Tension Adjustable Ballistic Nylon

1B: OMIT PUSH HANDLE OPTIONS W/ TENSION ADJ.

<input type="checkbox"/>	190PH2	Omit Push Handles	NC
--------------------------	--------	-------------------	----

Choose 0 or 1" Inset and Back Height

<input type="checkbox"/>	190OD7	0 inset (straight back tubes)	NC	OR	<input type="checkbox"/>	190OD5	1" inset (N/A 8"-11" widths)	\$101.00
<input type="checkbox"/>	Setting	11"- 14" Back Height	NC		<input type="checkbox"/>	Setting	11" - 13" Back Height	NC
		<input type="checkbox"/> 11" <input type="checkbox"/> 12" <input type="checkbox"/> 13" <input type="checkbox"/> 14"					<input type="checkbox"/> 11" <input type="checkbox"/> 12" <input type="checkbox"/> 13"	
<input type="checkbox"/>	Setting	13" - 15" Back Height	NC		<input type="checkbox"/>	Setting	14" - 16" Back Height	NC
		<input type="checkbox"/> 13" <input type="checkbox"/> 14" <input type="checkbox"/> 15"					<input type="checkbox"/> 14" <input type="checkbox"/> 15" <input type="checkbox"/> 16"	
<input type="checkbox"/>	Setting	15" - 18" Back Height	NC		<input type="checkbox"/>	Setting	16" - 18" Back Height	NC
		<input type="checkbox"/> 15" <input type="checkbox"/> 16" <input type="checkbox"/> 17" <input type="checkbox"/> 18"					<input type="checkbox"/> 16" <input type="checkbox"/> 17" <input type="checkbox"/> 18"	

2B: INTEGRAL PUSH HANDLE OPTIONS W/ TENSION ADJ.

<input type="checkbox"/>	190PH6	Integral Push Handles	NC
--------------------------	--------	-----------------------	----

Choose 0 or 1" Inset and Back Height

<input type="checkbox"/>	190OD7	0 inset (straight back tubes)	NC	OR	<input type="checkbox"/>	190OD5	1" inset (N/A 8"-11" widths)	\$101.00
<input type="checkbox"/>	Setting	9"-10" Back Height	NC		<input type="checkbox"/>	Setting	12"- 14" Back Height	NC
		<input type="checkbox"/> 9" <input type="checkbox"/> 10"					<input type="checkbox"/> 12" <input type="checkbox"/> 13" <input type="checkbox"/> 14"	
<input type="checkbox"/>	Setting	11" - 14" Back Height	NC		<input type="checkbox"/>	Setting	14" - 16" Back Height	NC
		<input type="checkbox"/> 11" <input type="checkbox"/> 12" <input type="checkbox"/> 13" <input type="checkbox"/> 14"					<input type="checkbox"/> 14" <input type="checkbox"/> 15" <input type="checkbox"/> 16"	
<input type="checkbox"/>	Setting	13" - 16" Back Height	NC		<input type="checkbox"/>	Setting	16" - 18" Back Height	NC
		<input type="checkbox"/> 13" <input type="checkbox"/> 14" <input type="checkbox"/> 15" <input type="checkbox"/> 16"					<input type="checkbox"/> 16" <input type="checkbox"/> 17" <input type="checkbox"/> 18"	
<input type="checkbox"/>	Setting	15" - 18" Back Height	NC					
		<input type="checkbox"/> 15" <input type="checkbox"/> 16" <input type="checkbox"/> 17" <input type="checkbox"/> 18"						

Select store location - AADL Numbers

- Calgary - AADL 00000 78000 003
- Edmonton - AADL 00000 78000 001
- Grande Prairie - AADL 0000 665538 001



3B: FOLD DOWN PUSH HANDLE OPTIONS W/ TENSION ADJ.

<input type="checkbox"/>	190PH5	Fold Down Push Handles	\$156
--------------------------	--------	------------------------	-------

Choose 0 or 1" Inset and Back Height

190OD7		0 inset (straight back tubes)				NC	190OD5		1" inset (N/A 8"-11" widths)			\$101.00
<input type="checkbox"/>	<i>Setting</i>	11"-12" Back Height				NC	<input type="checkbox"/>	<i>Setting</i>	15"- 17" Back Height			NC
		<input type="checkbox"/> 11"	<input type="checkbox"/> 12"					<input type="checkbox"/> 15"	<input type="checkbox"/> 16"	<input type="checkbox"/> 17"		
<input type="checkbox"/>	<i>Setting</i>	13" - 16" Back Height				NC	<input type="checkbox"/>	<i>Setting</i>	17" - 18" Back Height			NC
		<input type="checkbox"/> 13"	<input type="checkbox"/> 14"	<input type="checkbox"/> 15"	<input type="checkbox"/> 16"			<input type="checkbox"/> 17"	<input type="checkbox"/> 18"			
<input type="checkbox"/>	<i>Setting</i>	15" - 18" Back Height				NC	OR					
		<input type="checkbox"/> 15"	<input type="checkbox"/> 16"	<input type="checkbox"/> 17"	<input type="checkbox"/> 18"							



Select store location - AADL Numbers

- Calgary - AADL 00000 78000 003
- Edmonton - AADL 00000 78000 001
- Grande Prairie - AADL 0000 665538 001

9. ARMRESTS

Armrest - Padded Swing Away

With Transit, Lose 1" Seat Depth Growth

<input type="checkbox"/>	190AA23	Padded Swing Away - Low	\$256.00
<input type="checkbox"/>	Setting	<input type="checkbox"/> 5" <input type="checkbox"/> 6" <input type="checkbox"/> 7" <input type="checkbox"/> 8" <input type="checkbox"/> 9"	
<input type="checkbox"/>	190AA18	Padded Swing Away - Std.	\$256.00
<input type="checkbox"/>	Setting	<input type="checkbox"/> 9" <input type="checkbox"/> 10" <input type="checkbox"/> 11" <input type="checkbox"/> 12" <input type="checkbox"/> 13" <input type="checkbox"/> 14"	

With Transit, Lose 1" Seat Depth Growth, below option adds 3" in Length

<input type="checkbox"/>	190AA127	Padded Swing Away +3" - Low	\$256.00
<input type="checkbox"/>	Setting	<input type="checkbox"/> 5" <input type="checkbox"/> 6" <input type="checkbox"/> 7" <input type="checkbox"/> 8" <input type="checkbox"/> 9"	
<input type="checkbox"/>	190AA128	Padded Swing Away+3" - Std.	\$256.00
<input type="checkbox"/>	Setting	<input type="checkbox"/> 9" <input type="checkbox"/> 10" <input type="checkbox"/> 11" <input type="checkbox"/> 12" <input type="checkbox"/> 13" <input type="checkbox"/> 14"	

Armrest - T-Post Foam (see armrest matrix below)

<input type="checkbox"/>	190AA129	T-Post Foam xtra tall	\$256.00
<input type="checkbox"/>	190AA130	T-Post Foam 2x tall	\$256.00

Armrest - Height Adjustable (see armrest matrix below)

Comes with std. armrest receiver only - N/A with 8"-9" depths

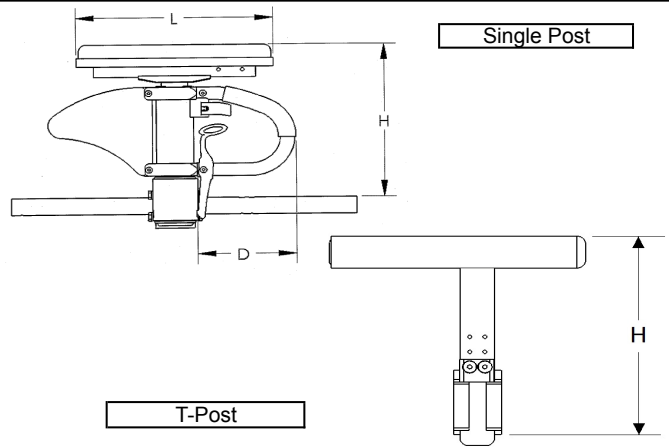
<input type="checkbox"/>	190AA11	Single-Post Height Adj. Std. (N/A with 8"-11" depths)	\$313.00
<input type="checkbox"/>	190AM23	Desk Classic	NC
<input type="checkbox"/>	190AM21	Desk Contour	NC
<input type="checkbox"/>	190AM24	Full Classic	NC
<input type="checkbox"/>	190AM22	Full Contour	NC
<input type="checkbox"/>	190AA29	Single-Post Height Adj. Low. (N/A with 8"-9" depths)	\$313.00
<input type="checkbox"/>	190AM23	Desk Classic	NC
<input type="checkbox"/>	190AM21	Desk Contour	NC
<input type="checkbox"/>	190AM24	Full Classic	NC
<input type="checkbox"/>	190AM22	Full Contour	NC

Armrest Matrix for Single Post and T-Post

Armrest Size	Transfer Tube Length (D)	CLASSIC PAD		
		Height Range (H)	Pad Length (L)	
				Desk
STD	8"	8" to 13"	10-1/4"	14"
LOW	5-1/4"	6-1/2" to 10-1/2"		

Armrest Size	Transfer Tube Length (D)	CONTOUR PAD		
		Height Range (H)	Pad Length (L)	
				Desk
STD	8"	7-1/2" to 12-1/2"	10-1/2"	14-1/4"
LOW	5-1/4"	6" to 10"		

Armrest - T-Post Foam		
Armrest Size	Height Range (H)	Pad Length (L)
Xtra Tall	6" to 7"	7-1/2"
2X Tall	7" to 8"	7-1/2"



Select store location - AADL Numbers

- Calgary - AADL 00000 78000 003
- Edmonton - AADL 00000 78000 001
- Grande Prairie - AADL 0000 665538 001

10. FOOTRESTS

Front Seat Height Matrix

Footrest			
<input type="checkbox"/>	190F228	Aluminum Tubular	NC
<input type="checkbox"/>	190F273	Aluminum Tubular w/ Snap-On Cover	\$39.00
<input type="checkbox"/>	190F50	Aluminum Platform (8" width is only available with high mount option)	\$140.00
<input type="checkbox"/>	190F276	Angle Adj. Flip Back (N/A with 6" caster with an 8" width)	\$228.00

Adaptive Platform Spacers			
N/A with Aluminum Tubular. Now available with Angle Adj. Flip Back.			
<input type="checkbox"/>	190AD1	Adaptive Platform 2" Spacer	\$168.00
<input type="checkbox"/>	190AD2	Adaptive Platform 4" Spacer	\$168.00
<input type="checkbox"/>	190AD3	Adaptive Platform 6" Spacer	\$168.00

Footrest Options (see matrix below)			
<input type="checkbox"/>	190DI08	High Mount Ext Tubes (N/A w/ tubular footrest; N/A w/ 16" wide flared frame) **	\$83.00
<input type="checkbox"/>	190DI03	Leg Strap	\$57.00
<input type="checkbox"/>	190DI04	Extra Leg Strap	\$77.00
<input type="checkbox"/>	190DI05	Gel Hanger Cover	\$114.00
<input type="checkbox"/>	190DI07	Neoprene Impact Guards	\$57.00
<input type="checkbox"/>	190DI02	Wear Pads	\$44.00

SEAT SLING TO FOOTREST DISTANCE (based on 1" Seat Angle)

*Seat to Footrest distances may be +/- 1" from data shown dep. on frame type.

** High mount can adj. full range to seat sling

Note: Flip back may interfere with sling at highest settings.

FSH	Caster	*Minimum	*Maximum
14.5"	3"	10.4"	11.4"
14.5"	4"	9.4"	10.9"
15.0"	3"	11.4"	12.4"
15.0"	4"	10.4"	11.9"
15.0"	5"	9.4"	11.4"
15.5"	3"	11.4"	12.4"
15.5"	4"	10.4"	11.9"
15.5"	5"	10.4"	12.4"
15.5"	6"	9.4"	11.9"
16.0"	3"	12.4"	13.4"
16.0"	4"	12.4"	13.9"
16.0"	5"	10.4"	12.4"
16.0"	6"	10.4"	12.9"
16.5"	3"	12.4"	13.4"
16.5"	4"	11.4"	12.9"
16.5"	5"	10.4"	12.4"
16.5"	6"	10.4"	12.9"
17.0"	3"	13.4"	14.4"
17.0"	4"	12.4"	13.9"
17.0"	5"	11.4"	13.4"
17.0"	6"	11.4"	13.9"
17.5"	3"	13.4"	14.4"
17.5"	4"	12.4"	13.9"
17.5"	5"	11.4"	13.4"
17.5"	6"	11.4"	13.9"
18.0"	3"	14.4"	15.4"
18.0"	4"	13.4"	14.9"
18.0"	5"	12.4"	14.4"
18.0"	6"	11.4"	13.9"
18.5"	3"	14.4"	15.4"
18.5"	4"	14.4"	15.9"
18.5"	5"	12.4"	14.4"
18.5"	6"	12.4"	14.9"
19.0"	3"	14.4"	15.4"
19.0"	4"	14.4"	15.9"
19.0"	5"	12.4"	14.4"
19.0"	6"	12.4"	14.9"

Not Available with 1" Inset

Rear Wheel Size	Front Caster				
	<input type="checkbox"/> 3"	<input type="checkbox"/> 4"	<input type="checkbox"/> 5"	<input type="checkbox"/> 6"	
18"	<input type="checkbox"/> 14.0"	<input type="checkbox"/> 14.0"	N/A	N/A	
	<input type="checkbox"/> 14.5"	<input type="checkbox"/> 14.5"			
	<input type="checkbox"/> 15.0"	<input type="checkbox"/> 15.0"	<input type="checkbox"/> 15.0"		
	<input type="checkbox"/> 15.5"	<input type="checkbox"/> 15.5"	<input type="checkbox"/> 15.5"	<input type="checkbox"/> 15.5"	
	<input type="checkbox"/> 16.0"	<input type="checkbox"/> 16.0"	<input type="checkbox"/> 16.0"	<input type="checkbox"/> 16.0"	
	<input type="checkbox"/> 16.5"	<input type="checkbox"/> 16.5"	<input type="checkbox"/> 16.5"	<input type="checkbox"/> 16.5"	
	<input type="checkbox"/> 17.0"	<input type="checkbox"/> 17.0"	<input type="checkbox"/> 17.0"	<input type="checkbox"/> 17.0"	
	<input type="checkbox"/> 17.5"	<input type="checkbox"/> 17.5"	<input type="checkbox"/> 17.5"	<input type="checkbox"/> 17.5"	
	<input type="checkbox"/> 18.0"	<input type="checkbox"/> 18.0"	<input type="checkbox"/> 18.0"	<input type="checkbox"/> 18.0"	
	<input type="checkbox"/> 18.5"	<input type="checkbox"/> 18.5"	<input type="checkbox"/> 18.5"	<input type="checkbox"/> 18.5"	
<input type="checkbox"/> 19.0"	<input type="checkbox"/> 19.0"	<input type="checkbox"/> 19.0"	<input type="checkbox"/> 19.0"		
20"	<input type="checkbox"/> 14.0"	<input type="checkbox"/> 14.0"	N/A	N/A	
	<input type="checkbox"/> 14.5"	<input type="checkbox"/> 14.5"			
	<input type="checkbox"/> 15.0"	<input type="checkbox"/> 15.0"	<input type="checkbox"/> 15.0"		
	<input type="checkbox"/> 15.5"	<input type="checkbox"/> 15.5"	<input type="checkbox"/> 15.5"	<input type="checkbox"/> 15.5"	
	<input type="checkbox"/> 16.0"	<input type="checkbox"/> 16.0"	<input type="checkbox"/> 16.0"	<input type="checkbox"/> 16.0"	
	<input type="checkbox"/> 16.5"	<input type="checkbox"/> 16.5"	<input type="checkbox"/> 16.5"	<input type="checkbox"/> 16.5"	
	<input type="checkbox"/> 17.0"	<input type="checkbox"/> 17.0"	<input type="checkbox"/> 17.0"	<input type="checkbox"/> 17.0"	
	<input type="checkbox"/> 17.5"	<input type="checkbox"/> 17.5"	<input type="checkbox"/> 17.5"	<input type="checkbox"/> 17.5"	
	<input type="checkbox"/> 18.0"	<input type="checkbox"/> 18.0"	<input type="checkbox"/> 18.0"	<input type="checkbox"/> 18.0"	
	<input type="checkbox"/> 18.5"	<input type="checkbox"/> 18.5"	<input type="checkbox"/> 18.5"	<input type="checkbox"/> 18.5"	
<input type="checkbox"/> 19.0"	<input type="checkbox"/> 19.0"	<input type="checkbox"/> 19.0"	<input type="checkbox"/> 19.0"		
22"	<input type="checkbox"/> 15.5"	<input type="checkbox"/> 15.5"	<input type="checkbox"/> 15.5"	<input type="checkbox"/> 15.5"	
	<input type="checkbox"/> 16.0"	<input type="checkbox"/> 16.0"	<input type="checkbox"/> 16.0"	<input type="checkbox"/> 16.0"	
	<input type="checkbox"/> 16.5"	<input type="checkbox"/> 16.5"	<input type="checkbox"/> 16.5"	<input type="checkbox"/> 16.5"	
	<input type="checkbox"/> 17.0"	<input type="checkbox"/> 17.0"	<input type="checkbox"/> 17.0"	<input type="checkbox"/> 17.0"	
	<input type="checkbox"/> 17.5"	<input type="checkbox"/> 17.5"	<input type="checkbox"/> 17.5"	<input type="checkbox"/> 17.5"	
	<input type="checkbox"/> 18.0"	<input type="checkbox"/> 18.0"	<input type="checkbox"/> 18.0"	<input type="checkbox"/> 18.0"	
	<input type="checkbox"/> 18.5"	<input type="checkbox"/> 18.5"	<input type="checkbox"/> 18.5"	<input type="checkbox"/> 18.5"	
	<input type="checkbox"/> 19.0"	<input type="checkbox"/> 19.0"	<input type="checkbox"/> 19.0"	<input type="checkbox"/> 19.0"	
	24"	<input type="checkbox"/> 16.0"	<input type="checkbox"/> 16.0"	<input type="checkbox"/> 16.0"	<input type="checkbox"/> 16.0"
		<input type="checkbox"/> 16.5"	<input type="checkbox"/> 16.5"	<input type="checkbox"/> 16.5"	<input type="checkbox"/> 16.5"
<input type="checkbox"/> 17.0"		<input type="checkbox"/> 17.0"	<input type="checkbox"/> 17.0"	<input type="checkbox"/> 17.0"	
<input type="checkbox"/> 17.5"		<input type="checkbox"/> 17.5"	<input type="checkbox"/> 17.5"	<input type="checkbox"/> 17.5"	
<input type="checkbox"/> 18.0"		<input type="checkbox"/> 18.0"	<input type="checkbox"/> 18.0"	<input type="checkbox"/> 18.0"	
<input type="checkbox"/> 18.5"		<input type="checkbox"/> 18.5"	<input type="checkbox"/> 18.5"	<input type="checkbox"/> 18.5"	
<input type="checkbox"/> 19.0"		<input type="checkbox"/> 19.0"	<input type="checkbox"/> 19.0"	<input type="checkbox"/> 19.0"	

FRONT SEAT HEIGHTS ARE SHOWN IN THE BOXES ABOVE. DEPENDING ON CG SETTING, SEAT DEPTH, AND FRAME SIZE SOME OF THE ABOVE SIZES MAY NOT BE AVAILABLE



Select store location - AADL Numbers

- Calgary - AADL 00000 78000 003
- Edmonton - AADL 00000 78000 001
- Grande Prairie - AADL 0000 665538 001

11. CASTERS

Caster Wheel			
<input type="checkbox"/>	190CW1	3" Micro	NC
<input type="checkbox"/>	190CW3	4" Low-Profile Polyurethane	NC
<input type="checkbox"/>	190CW31	4" Micro Light Up	\$101.00
<input type="checkbox"/>	190CW64	4" x 1.5" Aluminum Soft Roll	\$101.00
<input type="checkbox"/>	190CW5	5" Low-Profile Polyurethane	NC
<input type="checkbox"/>	190CW51	5" Micro Light Up	\$101.00
<input type="checkbox"/>	190CW6	5" Soft Roll (Grey) (N/A with Frog Legs)	\$116.00

<input type="checkbox"/>	190CW7	5"x1.5" Semi-Pneumatic	\$101.00
<input type="checkbox"/>	190CW66	5"x1.5" Aluminum Soft Roll	\$101.00
<input type="checkbox"/>	190CW34	6" Poly	NC
<input type="checkbox"/>	190CW35	6"x1.5" Semi-Pneumatic	\$101.00

Caster Forks and Suspension			
<input type="checkbox"/>	190CF65	Multiple Position	NC
<input type="checkbox"/>	190CF69	Multi Position Single Sided	\$162.00
<input type="checkbox"/>	190CF53	Frog Legs 0 - 100 lbs.	\$530.00
<input type="checkbox"/>	190CF70	Frog Legs 101 - 165 lbs.	\$530.00

12. AXLES AND WHEELS

Axle Plate			
<input type="checkbox"/>	190AL61	Adjustable (COG Adjustable -0.25" through 2.25" in 0.25" increments)	NC

Center of Gravity Preset			
Dependent on wheels, casters & depth			
<input type="checkbox"/>	190CC21	-0.25"	NC
<input type="checkbox"/>	190CC26	0.00" (Flush w/ backrest)	NC
<input type="checkbox"/>	190CC22	0.25"	NC
<input type="checkbox"/>	190CC16	0.50"	NC
<input type="checkbox"/>	190CC23	0.75"	NC
<input type="checkbox"/>	190CC20	1.00"	NC
<input type="checkbox"/>	190CC24	1.25"	NC
<input type="checkbox"/>	190CC15	1.50"	NC
<input type="checkbox"/>	190CC25	1.75"	NC
<input type="checkbox"/>	190CC17	2.00"	NC
<input type="checkbox"/>	190CC27	2.25"	NC

Camber			
<input type="checkbox"/>	190C11	0°	NC
<input type="checkbox"/>	190C12	3°	NC
<input type="checkbox"/>	190C14	6° (N/A with Std Mag, 5 spk MAG Wheels and Hub locks or Side guard Hub locks)	NC

Rear Seat Height			
Cannot exceed 2.5" drop			
<input type="checkbox"/>	190RH11	13"	NC
<input type="checkbox"/>	190RH12	13.5"	NC
<input type="checkbox"/>	190RH13	14"	NC
<input type="checkbox"/>	190RH14	14.5"	NC
<input type="checkbox"/>	190RH15	15"	NC
<input type="checkbox"/>	190RH16	15.5"	NC
<input type="checkbox"/>	190RH17	16"	NC
<input type="checkbox"/>	190RH18	16.5"	NC
<input type="checkbox"/>	190RH19	17"	NC
<input type="checkbox"/>	190RH26	17.5"	NC
<input type="checkbox"/>	190RH20	18"	NC
<input type="checkbox"/>	190RH27	18.5"	NC
<input type="checkbox"/>	190RH21	19"	NC

Rear Wheels			
<input type="checkbox"/>	190RW12	18" Spoke (N/A with Spinerger, Natural Fit Handrim or Hub Lock)	\$150.00
<input type="checkbox"/>	190RW3	20" Mag	NC
<input type="checkbox"/>	190RW8	22" Mag	NC
<input type="checkbox"/>	190RW1	24" Mag	NC
<input type="checkbox"/>	190RW103	20" Mag Wheel 5 Spoke	NC
<input type="checkbox"/>	190RW104	22" Mag Wheel 5 Spoke	NC
<input type="checkbox"/>	190RW102	24" Mag Wheel 5 Spoke	NC
<input type="checkbox"/>	190RW74	20" Lite Spoke Wheel	NC
<input type="checkbox"/>	190RW75	22" Lite Spoke Wheel	NC
<input type="checkbox"/>	190RW76	24" Lite Spoke Wheel	NC
<input type="checkbox"/>	190RW06	22" Ultra lightweight Spoke Wheel 2.0	\$329.00
<input type="checkbox"/>	190RW10	24" Ultra Lightweight Spoke Wheel 2.0	\$329.00
<input type="checkbox"/>	190RW28	22" Spinerger SPOX Black Spokes	\$797.00
<input type="checkbox"/>	190RW95	24" Spinerger SPOX Black Spokes	\$797.00
<input type="checkbox"/>	190RW32	22" Spinerger LX Black Spokes	\$1,025.00
<input type="checkbox"/>	190RW98	24" Spinerger LX Black Spokes	\$1,025.00

Rear Wheel Tire			
<input type="checkbox"/>	190RT3	Full Poly Tire	NC
<input type="checkbox"/>	190RT6	High Pressure Clincher	\$96.00
<input type="checkbox"/>	190RT38	SHOX Performance Poly	\$134.00
<input type="checkbox"/>	190RT27	Knobby V-TRAK by Kenda	\$111.00
<input type="checkbox"/>	190RT1	Pneumatic	NC
<input type="checkbox"/>	190RT2	Pneumatic Airless Insert	\$228.00
<input type="checkbox"/>	190RT21	Schwalbe Marathon Plus Evolution	\$145.00
<input type="checkbox"/>	190RT28	Schwalbe Speed	\$150.00
<input type="checkbox"/>	190RT4	Low Poly	NC

Wheel	5 Spoke Mag	Mag	Lite Spoke	Ultra Light-weight	Spinerger	Spoke
Full Poly Tire	20",22",24"	20",22",24"	20",22"	N/A	N/A	N/A
High Pressure Clincher	N/A	N/A	22",24"	24"	22",24"	N/A
SHOX Performance Poly	20",22",24"	24"	24"	N/A	24"	N/A
Knobby V-TRAK	N/A	N/A	24"		24"	
Pneumatic	20",22",24"	20",22",24"	20",22",24"	N/A	22",24"	18"
Pneumatic Airless Insert	20",22",24"	20",22",24"	20",22",24"		22",24"	18"
Schwalbe Marathon Plus	N/A	N/A	24"	22",24"	22",24"	N/A
Schwalbe Speed Run	N/A	N/A	24"	24"	22",24"	N/A
Low Poly	24"	20",22",24"	20",22",24"	N/A	N/A	N/A

22" = 489 mm 24" = 540 mm

Rear Wheel	Rear Seat Height Minimum												
	13.0"	13.5"	14.0"	14.5"	15.0"	15.5"	16.0"	16.5"	17.0"	17.5"	18.0"	18.5"	19.0"
18"													
20"													
22"													
24"													

* With 22" & 24" rear wheels and KIK or HP Clinchers, you may get an additional 1/2" lower seat height in some scenarios.



Select store location - AADL Numbers

- Calgary - AADL 00000 78000 003
- Edmonton - AADL 00000 78000 001
- Grande Prairie - AADL 0000 665538 001

12. AXLES AND WHEELS (Cont.)

22" Rear Wheels w/ 5" Casters & 3° or 6° of Camber 0" Frame Inset

Not available in 12" or less seat depths

- 13" Seat Depth
- Must have front seat to floor height at least 17" in the front and 15-1/2" in the rear.
 - You can increase STFs but must keep 1-1/2" dump.
 - If you change camber to 0° you can get away with 1" dump
 - You must choose COG setting of -1/4".
- 14" Seat Depth
- Able to get away with 1" seat dump with a minimum of 15-1/2" in the Rear and 16-1/2" in Front.
 - Can have COG set as far forward as +1/4".
- 15" Seat Depth
- Able to get away with 1" seat dump with min of 15" Rear STF and 16" Front STF
 - COG can be adjusted as far forward as 1".

22" Rear Wheels w/ 4" Casters, 3° or 6° of Camber, and 0" Frame Inset

Not available in 8" or 9" seat depths.

- 10" Seat Depth
- Must have at least a 15" Rear STF and 16" Front STF.
 - COG setting must be -1/4".
 - If you increase Rear STF to 15-1/2" and 16-1/2" Front STF you can move COG to 0".
 - If you increase the dump to 1 1/2" (15 R-STF and 16 1/2" F-STF) or change Camber to 0 degrees you can increase COG to 1/4".
- 11" Seat Depth
- Same as 10" Seat Depth, just allows you to have COG setting a 1/4"
- 12" Seat Depth
- Must have at least 15" Rear STF and 15-1/2" Front STF.
 - COG setting can be as far forward at 1/2".
 - If you increase the dump to 1" instead of 1/2" you can increase COG as far forward as 1".

24" Rear Wheels w/ 4" Casters, 3° or 6° Camber, and 0" Frame Inset

Not available in 10" seat depths or less.

- 11" Seat Depth
- Must have at least a 16" Rear STF and 17" Front STF.
 - COG setting can be 0" or -1/4".
- 12" Seat Depth
- Must have at least 16" Rear STF and 17" Front STF.
 - COG setting can be as far forward as 1". (Camber must be 3 degrees)
 - If camber is 6° than COG can only be as far forward as 3/4"

Handrim

<input type="checkbox"/>	190HR1	Aluminum Anodized	NC
<input type="checkbox"/>	190HR4	Plastic Coated (N/A on Ultra)	\$134.00
<input type="checkbox"/>	190HR22	Natural Fit -Standard Grip (N/A on Ultra Lite, 20" Lite Spoke or 20" and 22" 5 spk MAG)	\$345.00
<input type="checkbox"/>	190HR23	Natural Fit - Super Grip (N/A on Ultra Lite, 20" Lite Spoke or 20" and 22" 5 spk MAG)	\$401.00
<input type="checkbox"/>	190HR30	Natural Fit LT - Standard Grip (N/A on Ultra Lite, 20" Lite Spoke or 20" and 22" 5 spk MAG)	\$480.00
<input type="checkbox"/>	190HR31	Natural Fit LT - Super Grip (N/A on Ultra Lite, 20" Lite Spoke or 20" and 22" 5 spk MAG)	\$546.00
<input type="checkbox"/>	190HR24	Spinergy Flex Rim (Only on 24" Spinergy LX)	\$647.00
<input type="checkbox"/>	190HR7	Omit Handrim (Only on Mag, 24 Spinergy)	(\$12.00)

Axle

<input type="checkbox"/>	190AX1	Quick Release Steel	NC
--------------------------	--------	---------------------	----

Hub Lock

Only available with Lite Spokes; N/A with 6° camber

<input type="checkbox"/>	190LK03	Seat Frame Mount (Side Guard - See Below)	\$145.00
--------------------------	---------	--	----------

Side Guard (N/A with Ht. Adj. Armrest or T-Post)

<input type="checkbox"/>	190SG33	Plastic Standard (N/A 8"-9" depth; N/A w/ low padded swing aways.)	\$173.00
<input type="checkbox"/>	190SG29	Plastic Low (N/A 8"-9" depth; N/A w/ Padded Swing Aways low setting 5&6)	\$173.00
<input type="checkbox"/>	190SG7	Aluminum Folding	\$396.00
<input type="checkbox"/>	190SG37	Aluminum w/ Fender & Hub Lock (Pull to lock - single hand R-side mount) (N/A with seat frame mount hub lock)	\$228.00
<input type="checkbox"/>	190SG38	Aluminum w/ Fender & Hub Lock (Pull to lock - single hand L-side mount) (N/A with seat frame mount hub lock)	\$228.00

Aluminum Side Guard Color Option

Only available with Aluminum Side Guard

<input type="checkbox"/>	190GE01	Black	NC
<input type="checkbox"/>	190GE02	Matching Frame - Std. Colors	NC
<input type="checkbox"/>	190GE03	Matching Frame - Personalized Color	\$67.00

Anti-Tip

<input type="checkbox"/>	190AT1	Rear Anti-Tips	\$111.00
--------------------------	--------	----------------	----------

Dynamic Center Rear Caster

<input type="checkbox"/>	1908A20	Dynamic Center Rear Caster	\$322.00
--------------------------	---------	----------------------------	----------

Wheel Lock

<input type="checkbox"/>	190WL1	High Mount Push	NC
<input type="checkbox"/>	190WL2	High Mount Pull	NC
<input type="checkbox"/>	190WL30	Compact	\$150.00
<input type="checkbox"/>	190WL10	Omit Wheel Lock	NC

Extension Handle

<input type="checkbox"/>	190EH1	6" Pair	\$67.00
--------------------------	--------	---------	---------

Select store location - AADL Numbers

- Calgary - AADL 00000 78000 003
- Edmonton - AADL 00000 78000 001
- Grande Prairie - AADL 0000 665538 001



13. ACCESSORIES

Back Pack (Kids Backpack included)

<input type="checkbox"/>	190A1	Utility Backpack - Black	\$103.00
<input type="checkbox"/>	190A2	Additional Kids Black Backpack	\$96.00
<input type="checkbox"/>	190A8	Black Seat Pouch	\$77.00

Miscellaneous

<input type="checkbox"/>	190A203	Crutch Holder	\$106.00
<input type="checkbox"/>	190A83	Tool Kit	\$39.00

Positioning Belt (w/ clamps)

<input type="checkbox"/>	190A112	1" Dual Pull Side Squeeze Padded	\$122.00
<input type="checkbox"/>	190A117	Belt 2" Aircraft Buckle	\$129.00
<input type="checkbox"/>	190A118	Belt 2" Aircraft Buckle Padded	\$188.00
<input type="checkbox"/>	190A141	Belt 1.5" Auto Buckle w/ clamps	\$90.00
<input type="checkbox"/>	190A814	1" Comfort Fit APB5116	\$134.00
<input type="checkbox"/>	190A120	Positioning Belt Side Clamp	\$57.00

Spoke Guard

Not available with 5 spoke MAG wheels

<input type="checkbox"/>	190A23	Black	\$145.00
<input type="checkbox"/>	190A303	Spoke Guards Clear Zippie (N/A with Spinergy)	\$145.00

Upper Extremity Support Tray

<input type="checkbox"/>	190A29	X-Sm (Suggested 10"-12" Width)	\$351.00
<input type="checkbox"/>	190A30	Sm (Suggested 13"-14" Width)	\$351.00
<input type="checkbox"/>	190A31	Med (Suggested 15"-17" Width)	\$351.00
<input type="checkbox"/>	190A32	Lrg (Suggested 18"-20" Width)	\$351.00

Additional Options Through Built-4-Me

*To inquire about any unique modification for Quickie products, contact:
(800) 263 - 3390 Fax: (800) 561 - 5834*

Phone:

Commonly Requested Options Include:

- ✓ Aluminum Seat Pan
- ✓ Swing Away Knee Aductor
- ✓ Height Adjustable Stroller Handle
- ✓ Removable Stroller Handle
- ✓ Personalized Paint and Anodizing



Select store location - AADL Numbers

- Calgary - AADL 00000 78000 003
- Edmonton - AADL 00000 78000 001
- Grande Prairie - AADL 0000 665538 001

