





Model	BA300
Weight Capacity	400 lbs. (182 kg)
Maximum Speed¹	Up to 14 mph (22.5 kmh)
Ground Clearance³	3.5" at center of frame, 1.37" at anti-tip, 6.18" at highest point
Turning Radius³	60"
Overall Length³	59"
Overall Width³	27.12"
Seat-to-Ground Height³	28"
Seat-to-Deck Height³	19"
Front Tires³	3" x 16" tubeless pneumatic
Rear Tires³	3" x 16" tubeless pneumatic
Suspension	Front and rear
Range Per Charge^{1,2}	Up to 19 miles (30.5 km) at 400 lbs. (182 kg) at full speed; Up to 31 miles (49.5 km) at 220 lbs. (100 kg) at low speed
Total Weight⁵	Without batteries: 212.8 lbs. (96.7 kg) With batteries: 318.8 lbs. (145 kg)
Standard Seating³	Type: Limited reclining high back with sliders Weight: 45.6 lbs. (20.7 kg) Material: Black vinyl Dimensions: Width: 20", Depth: 18"
Drive System	Rear-wheel drive sealed transaxle with 24-volt DC motor
Dual Braking System	Regenerative and electromechanical
Battery Requirements^{4,6}	Size: (2) 75 AH Weight: 53 lbs. (24 kg) each
Battery Charger	8 amp, off-board
Warranty	Frame: lifetime limited Drivetrain: 2-year limited Electronics: 2-year limited Battery: 13-months

- 1 Varies with user weight, terrain type, battery amp-hour (AH), battery charge, battery condition, and tire condition. This specification can be subject to a variance of (+ or -) 10%.
- 2 Tested in accordance with ANSI/RESNA, MC Vol2, Section 4 & ISO 7176-4 standards. Results derived from theoretical calculations based on battery specifications and drive system performance. Test conducted at maximum weight capacity.
- 3 Due to manufacturing tolerances and continual product improvement, this specification can be subject to a variance of (+ or -) 3%.
- 4 Battery weight may vary based on battery manufacturer.
- 5 Includes standard seat weight.
- 6 AGM or gel cell type required.



Beamsville, Ontario • 888-570-1113
 pridemobility.ca |    

NOTE: All specifications subject to change without notice. The information contained herein is correct at the time of publication; we reserve the right to alter specifications without prior notice. Speed and range vary with user weight, terrain type, battery charge, battery condition and tire pressure. Due to manufacturing tolerances and continual product improvement, length, width, turning radius and ground clearance can be subject to variance of + or - 3%. Special order seats or non-standard dimensions will not be fold-flat and depth-adjustable.

0004776-111522





PERSONALIZE YOUR BAJA™ RAPTOR® 2!

The front shroud panel comes in seven colors. Order the **TRUE BLUE** or **CANDY APPLE RED** models and receive the matching insert. Order the **MATTE BLACK** model (standard) and you may choose any other color insert. Plus, purchase any additional colors as an accessory!



20" x 18" limited recline memory foam seat with manual adjustment and height/width/depth/angle adjustable armrests and sliders

Two rearview mirrors



Front LED lighting includes headlights and directional signals

Front storage compartment on tiller

Tubeless pneumatic tires for a smooth and stable ride

Rear brake lights increase visibility for additional safety



Non-Medical Device**

Enjoy fast speed and advanced safety features, all in one sleek package! The BAJA™ Raptor 2 cruises up to 14 mph (22.5 kmh) and is equipped with a full LED lighting package and a regenerative braking system.

Features

- Adjustable thumb throttle
- Hand brake with regenerative braking system
- 60" turning radius
- 19 miles (30.5 km) per charge at 400 lbs. (182 kg)
31 miles (49.5 km) per charge at 220 lbs. (100 kg)
- Full LED light package includes LED headlights, directional signals and brake lights that offer full visibility for increased safety
- Easy-to-read LCD console shows fast/slow speed mode, estimated speed, mileage and battery display
- Secure, lockable under seat storage compartment with seat support rod
- Sleek and solid design for enhanced stability
- Front and rear suspension
- Front storage compartment located on the tiller
- Tubeless pneumatic tires for a smooth ride
- XLR USB charger

Available colors

True Blue

Candy Apple Red

Matte Black (Choose a front panel shroud)



Hand brake with standard regenerative with electro-mechanical braking system



Easy-to-read LCD console shows fast/slow speed mode, estimated speed (mph only), mileage and battery display



Secure, lockable, under-seat storage

Accessories*

- 50-90" lap belt
- Cane/crutch holder (single, double)
- Cell phone holder
- Cup holder
- Forearm crutch holder
- Oxygen tank holder
- Quad cane holder
- Rear basket
- Saddle bag
- Safety flag
- Walker holder
- Weather cover
- Wishbone crutch holder
- Additional front panel shroud inserts